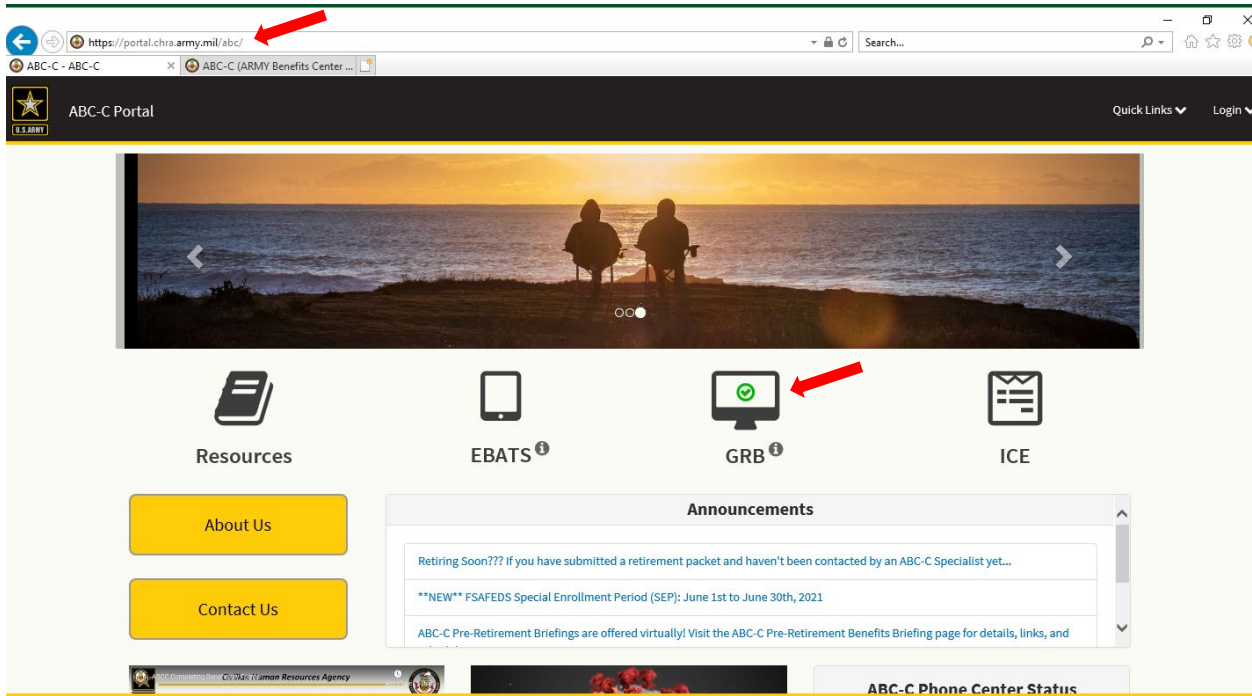
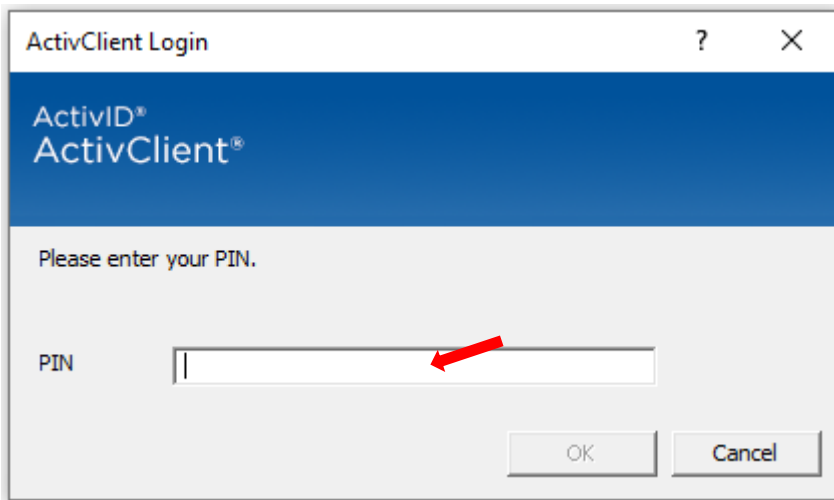


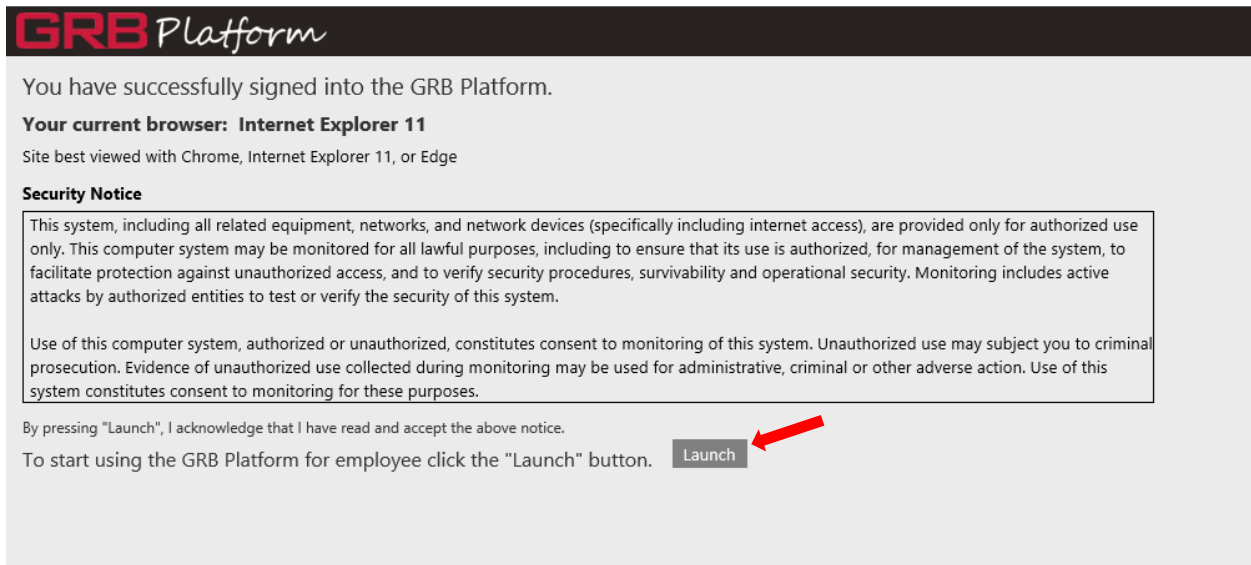
Step 1: Access the “Army Benefits Center-Civilians” (ABC-C) website at <https://portal.chra.army.mil/abc/> and click on the “GRB” icon.



Step 2: Enter your CAC pin



Step 3: Click on the “Launch” button to watch an informational video.



**GRB Platform**

You have successfully signed into the GRB Platform.

**Your current browser: Internet Explorer 11**  
Site best viewed with Chrome, Internet Explorer 11, or Edge

**Security Notice**

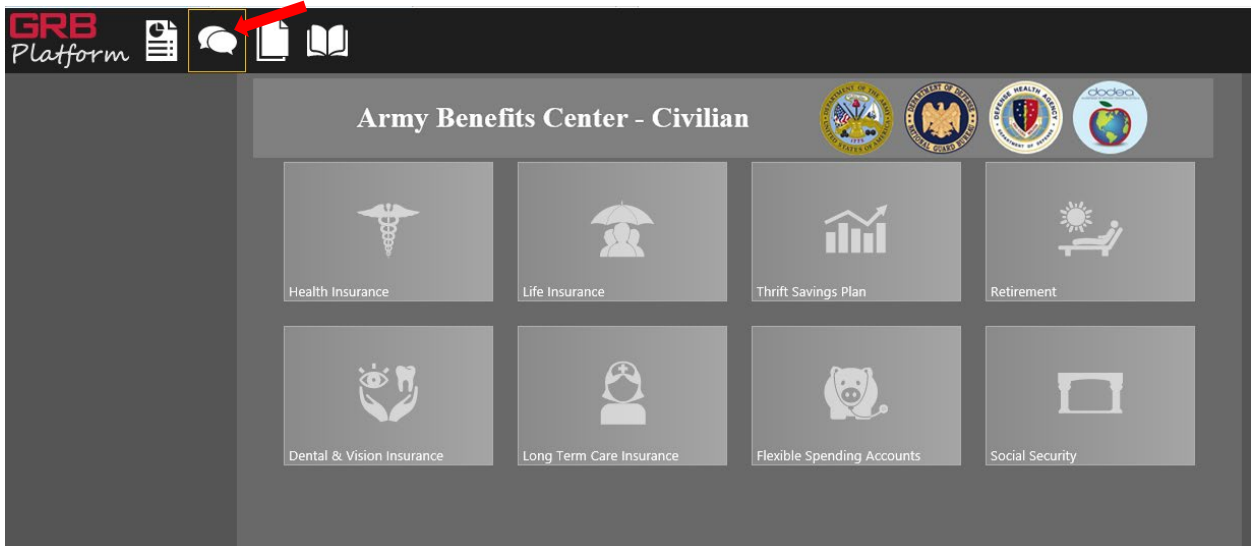
This system, including all related equipment, networks, and network devices (specifically including internet access), are provided only for authorized use only. This computer system may be monitored for all lawful purposes, including to ensure that its use is authorized, for management of the system, to facilitate protection against unauthorized access, and to verify security procedures, survivability and operational security. Monitoring includes active attacks by authorized entities to test or verify the security of this system.

Use of this computer system, authorized or unauthorized, constitutes consent to monitoring of this system. Unauthorized use may subject you to criminal prosecution. Evidence of unauthorized use collected during monitoring may be used for administrative, criminal or other adverse action. Use of this system constitutes consent to monitoring for these purposes.

By pressing "Launch", I acknowledge that I have read and accept the above notice.  
To start using the GRB Platform for employee click the "Launch" button.

[Launch](#)

Step 4: Click on the “Request” icon and select “Retirement Estimate”.



**GRB Platform**

**Army Benefits Center - Civilian**

Health Insurance    Life Insurance    Thrift Savings Plan    Retirement


Dental & Vision Insurance    Long Term Care Insurance    Flexible Spending Accounts    Social Security

Step 5: Click on “Submit a New Request”

Requests ✕

Below is a list of your requests. Click on an item in the list to view the original request as well as the response, including any attachments. To create a new request click on the Submit a New Request icon.

Request Date/Time	Case ID	Type	Status
06/07/2021 12:25 PM	83633	Estimate Request	Working

[Submit a New Request](#) 

[View Request](#)


Response

Attachments

Name	Type	Description
------	------	-------------

Step 6: Using the drop down menu, select “Retirement Estimate”. Please keep in mind that you won’t be allowed to submit request for if you’ve already submitted for one within the last three years.

Submit a New Request: Retirement Estimate ✕

Select the type of request you would like to submit: Retirement Estimate 

Department of Army employees may request one (1) estimate request every 3 years. DoDEA, DHA, and National Guard employees may request one (1) estimate request per 365 days. If you have any questions, you can speak to a Benefits Specialist by calling DSN: 520-2222, commercial: (785) 240-ABCC (2222), or toll free: (877) 276-9287.