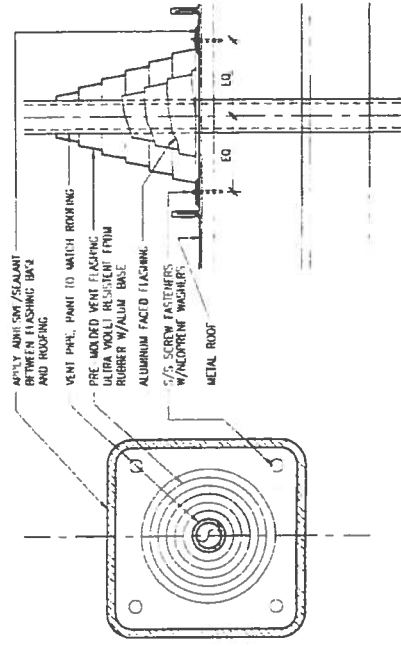
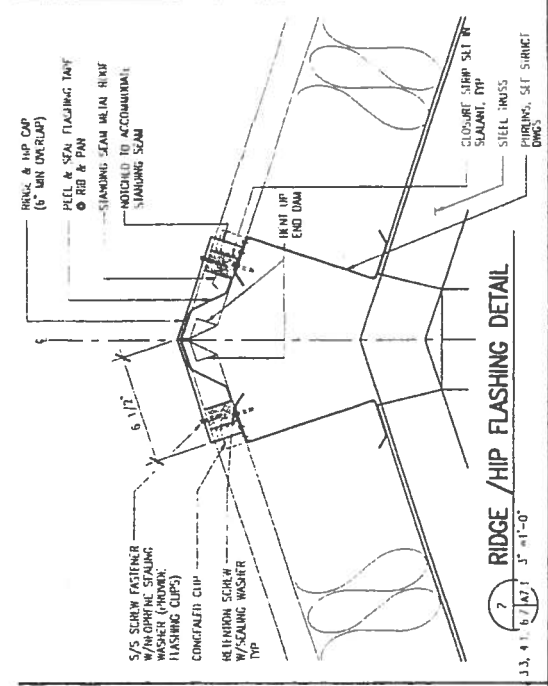


1 GUTTER DETAIL
A25, J3, 41, 61/AT, 3'-11"0"

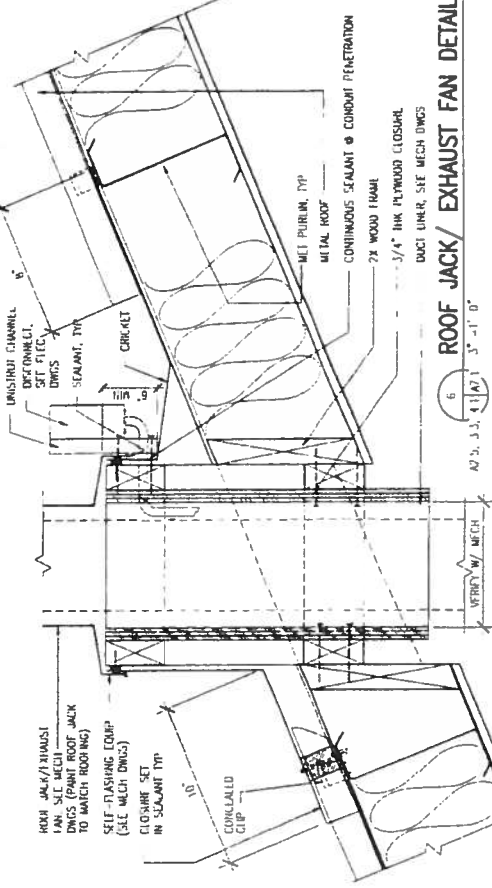


5 VENT PIPE PLAN
A25, J3, 41, 61/AT, 3'-11"0"

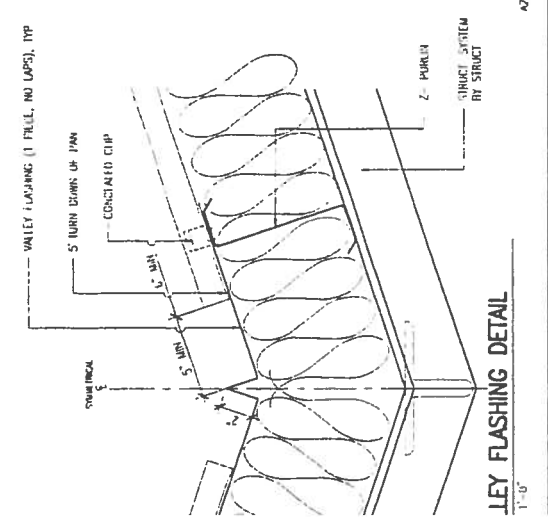
4 VENT THRU ROOF
A13, 41/AT, 3'-11"0"



7 RIDGE /HIP FLASHING DETAIL
A25, J3, 41, 67/AT, 3'-11"0"



6 ROOF JACK/ EXHAUST FAN DETAIL
A25, J3, 41, 67/AT, 3'-11"0"



8 VALLEY FLASHING DETAIL
1'-0"



IF SHEET IS LESS THAN 11" WIDE, SCALE REDUCED ACCORDINGLY.
The Contractor shall be responsible for the proper installation of the various flashings and to ensure the proper coverage of each detail by available system.



Robert H. Long
Professional Engineer
License No. 10000
State of Hawaii

DEPARTMENTS OF THE ARMY AND AIR NATIONAL GUARD OF HAWAII
OFFICE OF THE ENGINEER, FT. RUCKER, HAWAII

200TH PERSONAL TRAINING INSTN
BELLING AIR FORCE STA
WHAHMALO, HAWAII

ROOF DETAILS

DATE: _____

DESIGNED BY: _____

CHECKED BY: _____

APPROVED BY: _____