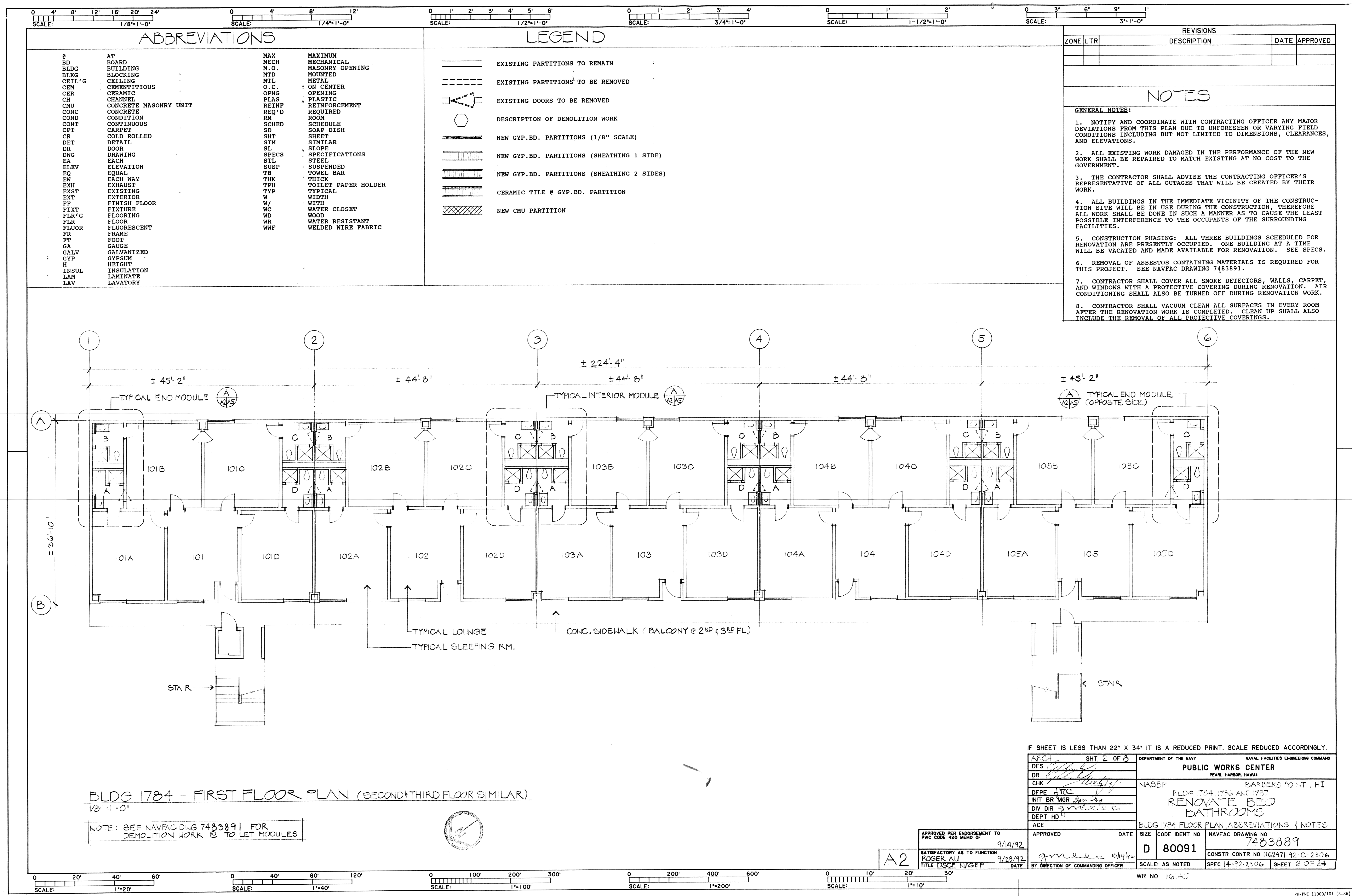
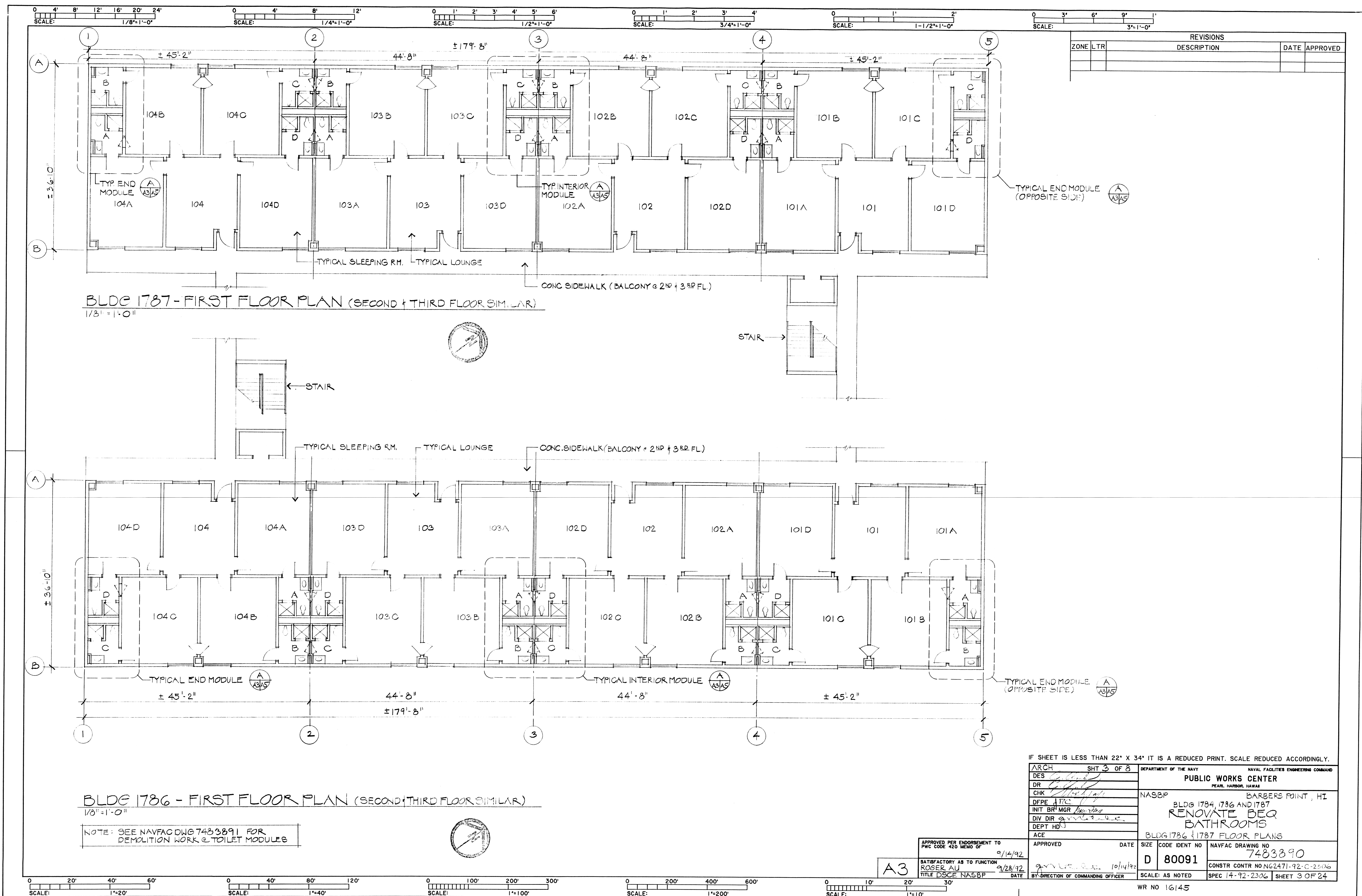


BLDG 1784, 1786, 1787
 2 of 24
 7483889



7483890
 BLDG 1784, 1786, 1787
 3 of 24



REVISIONS			
ZONE	LTR	DESCRIPTION	DATE APPROVED

IF SHEET IS LESS THAN 22" X 34" IT IS A REDUCED PRINT. SCALE REDUCED ACCORDINGLY.

ARCH	SHT 3 OF 8	DEPARTMENT OF THE NAVY	NAVAL FACILITIES ENGINEERING COMMAND
DES		PUBLIC WORKS CENTER	
DR		PEARL HARBOR, HAWAII	
CHK		NASBP	BARBERS POINT, HI
DEPE		BLDG 1784, 1786 AND 1787	
INIT BR MGR		RENOVATE BEQ	
DIV DIR		BATHROOMS	
DEPT HD		BLDG 1786 & 1787 FLOOR PLANS	
ACE		BLDG 1786 & 1787 FLOOR PLANS	NAVFAC DRAWING NO
APPROVED PER ENDORSEMENT TO PWC CODE 420 MEMO OF	9/14/92	APPROVED	DATE
SATISFACTORY AS TO FUNCTION	ROGER AU	9/28/92	10/14/92
TITLE DSCE NASBP	DATE	BY: DIRECTION OF COMMANDING OFFICER	SCALE: AS NOTED
A3		SIZE	CODE IDENT NO
D		80091	7483890
WR NO 16145		CONSTR CONTR NO NG2471-92-C-2206	
		SPEC 14-92-2306 SHEET 3 OF 24	

BLDG 1784, 1786, 1787
 4 of 24
 7483891

SCALE: 1/8" = 1'-0"

SCALE: 1/4" = 1'-0"

SCALE: 1/2" = 1'-0"

SCALE: 3/4" = 1'-0"

SCALE: 1-1/2" = 1'-0"

SCALE: 3" = 1'-0"

**TYPICAL END MODULE
DEMOLITION PLANS**
1/2" = 1'-0"

TYPICAL INTERIOR MODULE

**OPPOSITE END MODULE
(OPPOSITE HAND SIMILAR TO TYP. END MODULE)**

DEMOLITION WORK		ASBESTOS & LEAD PAINT TESTS	
SYMBOL	DESCRIPTION OF WORK	SYMBOL	DESCRIPTION OF WORK
①	REMOVE ALL EXISTING SHEET VINYL FLOORING AND ADHESIVE (SHOWN CROSS-HATCHED) AND VINYL WALL BASE AND ADHESIVE. EXISTING SHEET VINYL AND SHEET VINYL WALL BASE ADHESIVE CONTAINING ASBESTOS. TEST RESULTS SHOWN ON THIS SHEET. SEE SPECS FOR ASBESTOS REMOVAL.	⑦	REMOVE ALL EXISTING TOILET ACCESSORIES (MIRROR, W/SHLVE TOWEL BARS, ROBE HOOKS, TOILET PAPER HOLDERS, SOAP DISHES, SHOWER CURTAIN RODS).
②	REMOVE ALL EXISTING CMU PARTITIONS AND CHASE WALLS W/ PLASTER FINISH (FULL HEIGHT)	⑧	SEE MECHANICAL/ELECTRICAL SHEETS FOR MECHANICAL/ELECTRICAL DEMOLITION WORK INCLUDING REMOVAL OF EXISTING ROOF EXHAUST FAN CURBS, EXISTING ROOFING FELTS CONTAINING ASBESTOS. SEE ASBESTOS TEST RESULTS SHOWN ON THIS SHEET. SEE SPECS FOR ASBESTOS REMOVAL.
③	REMOVE ALL EXISTING CMU SHOWER WALLS, CERAMIC TILE, SHOWER PAN, CURBS, AND MORTAR BED DOWN TO EXISTING CONCRETE SLAB.	⑨	SEE STRUCTURAL NOTES FOR DEMOLITION OF EXISTING CMU PARTITIONS.
④	REMOVE ALL EXISTING PLASTER FINISH FROM ALL EXISTING PERIMETER CMU WALLS TO REMAIN. PATCH ALL SURFACES DAMAGED DURING PLASTER REMOVAL TO MATCH EXISTING.		
⑤	REMOVE ALL EXISTING EMERGENCY DOORS, FRAMES, AND ASSOCIATED FINISH HARDWARE.		
⑥	REMOVE ALL EXISTING GYPSUM BOARD SOFFITS AND SUPPORT FRAMING AT FIRST AND SECOND FLOOR UNITS. REMOVE EXISTING GYPSUM BOARD CEILING AND SUPPORT FRAMING AT THIRD FLOOR UNITS.		

ASBESTOS TEST		LEAD PAINT TEST (TOTAL LEAD 0.06% MAX LIMIT)	
MATERIAL	LOCATION OF SAMPLE	LOCATION (WALL BEHIND WATER CLOSET)	RESULTS
A. PLASTER	BLDG 1784 RM 101A, 202D, 301C BLDG 1786 RM 101A, 201A, 301A BLDG 1787 RM 101C, 201A, 301A	WALL BEHIND WATER CLOSET	NO ASBESTOS (<1%) 0.04 0.02 0.04
B. ROOF FELT	BLDG 1784, 1786, 1787		ASBESTOS-CHRYSTOTILE <0.01 <0.01 <0.01
* C. SHEET VINYL (INCL ADHESIVE)	BLDG 1784 RM 101D-105D RM 201C, 202D-205D RM 301D-305D BLDG 1786 RM 102B, 103C, 104D RM 202C, 203D, 204D RM 301D, 302C, 303A, 304C BLDG 1787 RM 101D, 102C, D3C RM 201B, 202B, 203D RM 302D, 303D		ASBESTOS-CHRYSTOTILE ASBESTOS-CHRYSTOTILE

* ALL TOILET ROOMS HAVE EXST. SHEET VINYL FLOORING. THE ROOM NUMBERS SHOWN ABOVE INDICATE THE LOCATION OF THE SAMPLE.

APPROVED PER ENDORSEMENT TO PWC CODE 420 MEMO OF	DATE	SIZE	CODE IDENT NO	NAVFAC DRAWING NO
A4	9/14/92	D	80091	7483891
SATISFACTORY AS TO FUNCTION		DATE		CONSTR CONTR NO
ROGER AU		9/28/92		NG2471-92-C-2306
TITLE DSCE NASBP		DATE		SHEET 4 OF 24
		BY DIRECTION OF COMMANDING OFFICER		WR NO 1G145

REVISIONS			
ZONE	LTR	DESCRIPTION	DATE APPROVED

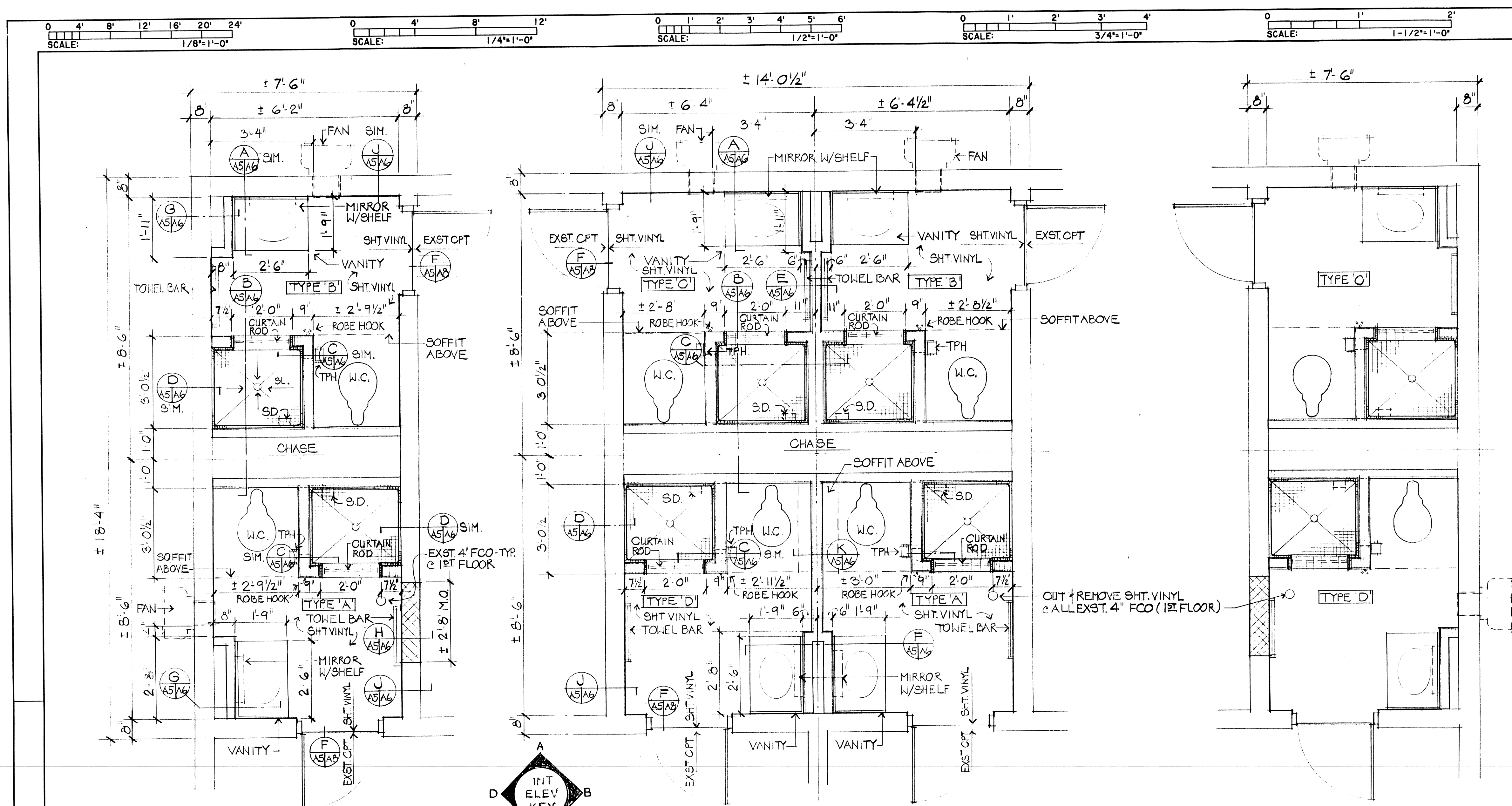
NOTES

DEMOLITION NOTES:

- ARCHITECTURAL DEMOLITION WORK SHALL BE AS INDICATED ON THIS SHEET.
- SEE STRUCTURAL, MECHANICAL, AND ELECTRICAL SHEETS FOR ALL OTHER DEMOLITION WORK.
- EXISTING FINISH MATERIALS (PAINT, WALL PLASTER, RESILIENT FLOORING, FLOORING & BASE ADHESIVES, ROOFING FELTS), SCHEDULED FOR DEMOLITION, WERE TESTED FOR THE PRESENCE OF HAZARDOUS MATERIALS. THE EXISTING PAINT TESTED BELOW THE HAZARDOUS LEVEL FOR LEAD. THE EXISTING WALL PLASTER TESTED NEGATIVE FOR ASBESTOS. THE ROOFING FELT, RESILIENT FLOORING, AND FLOORING / BASE ADHESIVES TESTED POSITIVE FOR CHRYSTOTILE ASBESTOS AND MUST BE REMOVED AS AN ASBESTOS CONTAINING MATERIAL. SEE SPECS FOR ASBESTOS REMOVAL.

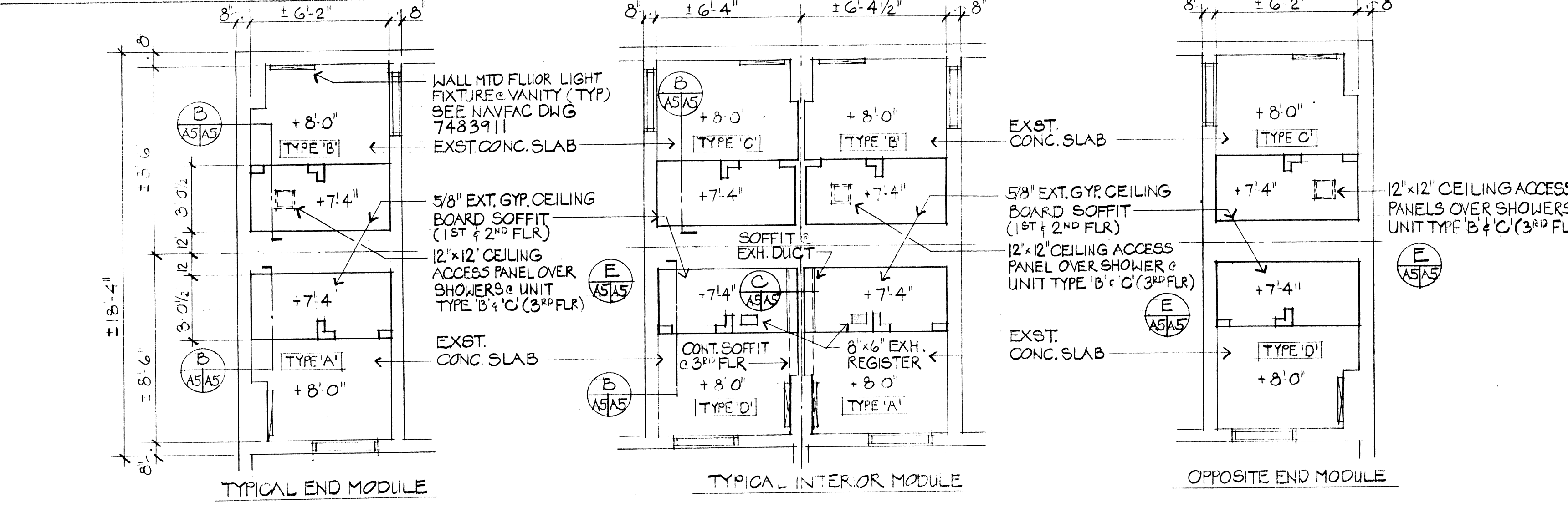
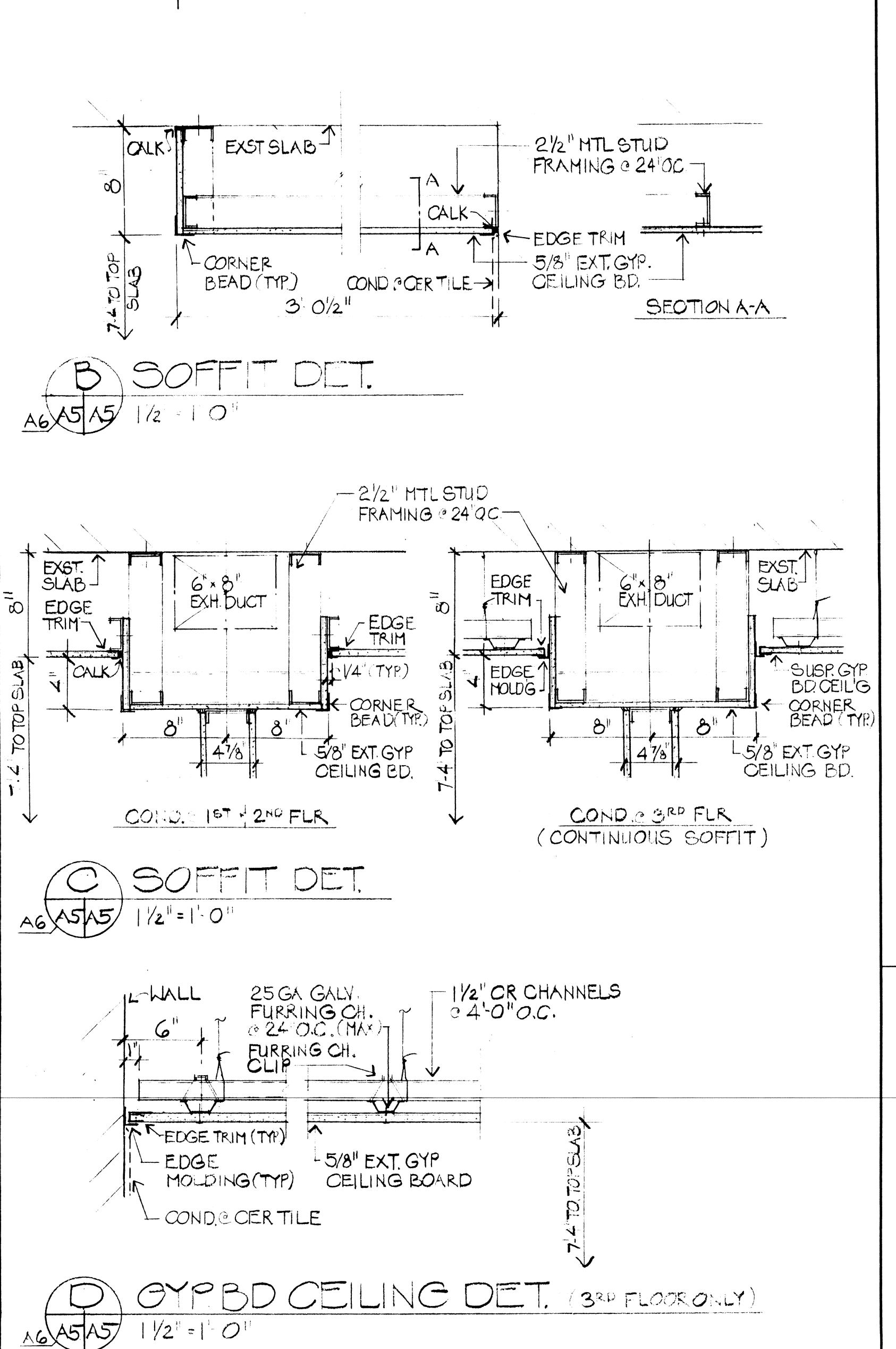
7483892

BLDG 1784, 1786, 1787
5 of 24



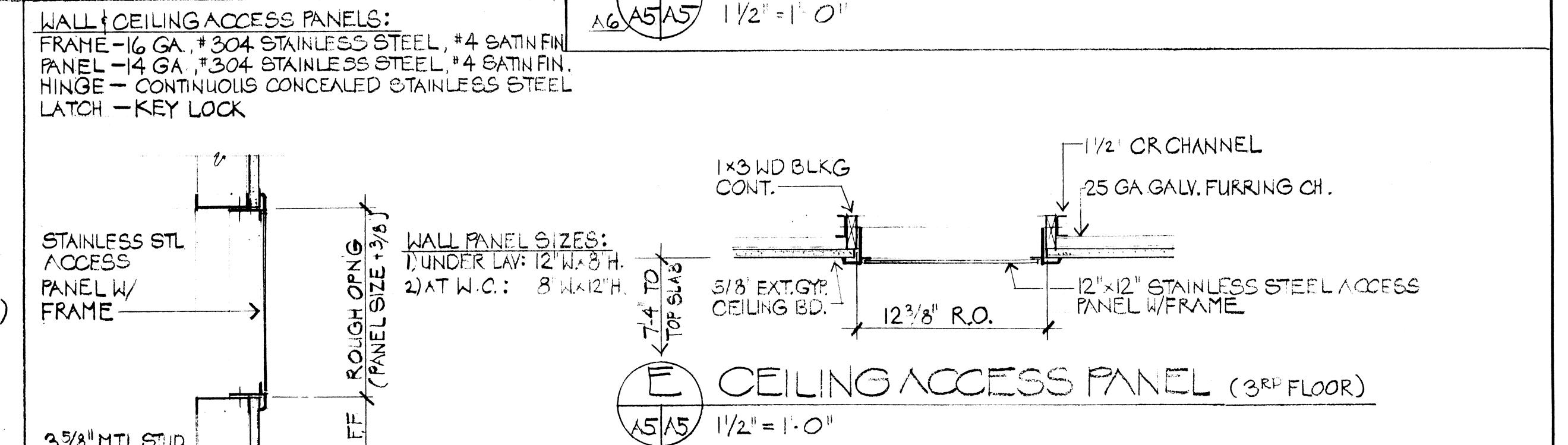
TYPICAL END MODULE
TYPICAL INTERIOR MODULE
OPPOSITE END MODULE
(OPPOSITE HAND & SIMILAR TO TYP. END MODULE)

REVISIONS			
ZONE LTR	DESCRIPTION	DATE	APPROVED



TYPICAL END MODULE
TYPICAL INTERIOR MODULE
OPPOSITE END MODULE
REFLECTED CEILING PLANS

NOTE: ALL THIRD FLOOR UNITS SHALL HAVE SUSP. 5/8" EXT. GYP. CEILING BD. @ 7'-4". SEE DET. D/AS/AS.



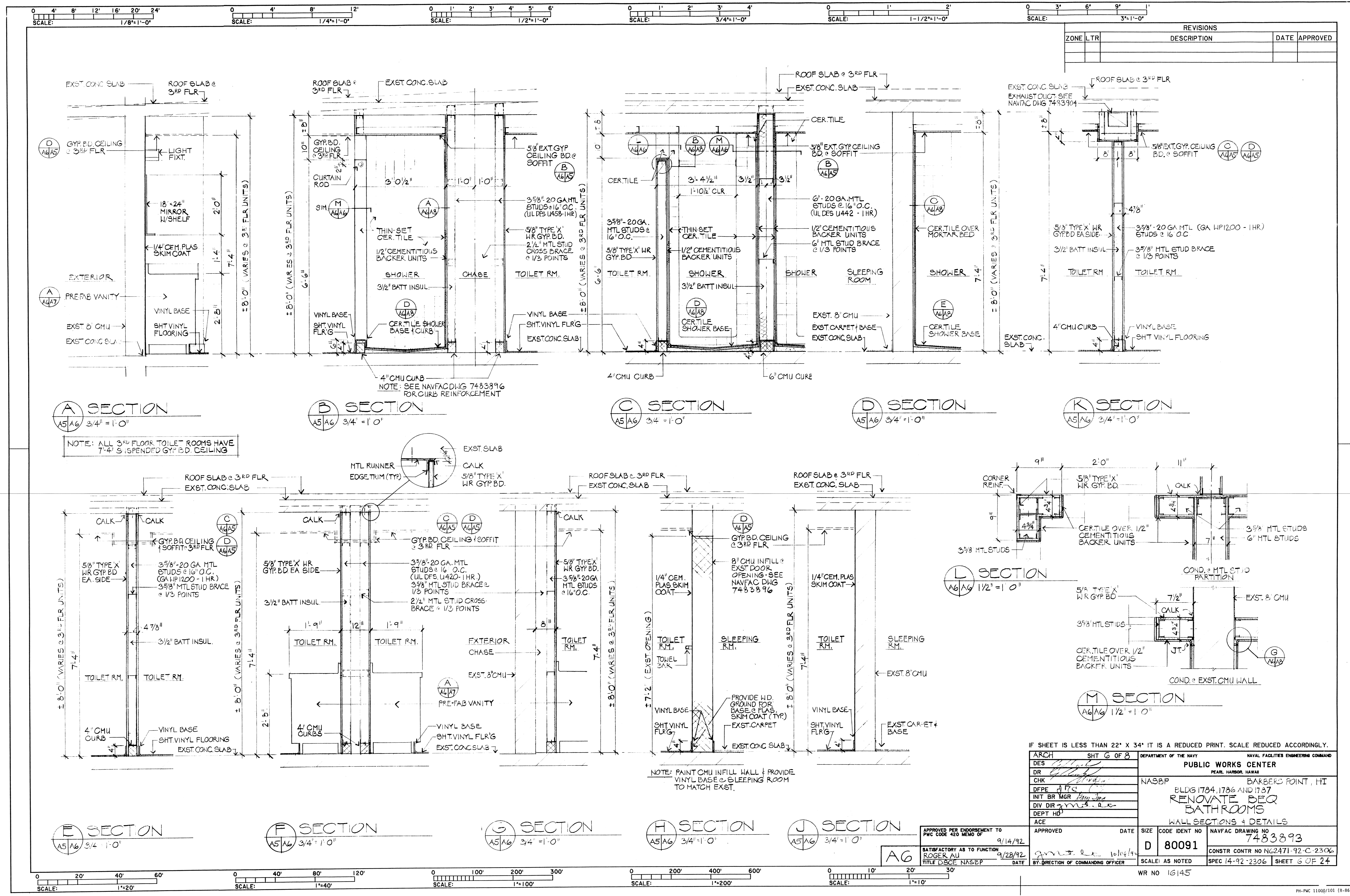
IF SHEET IS LESS THAN 22" X 34" IT IS A REDUCED PRINT. SCALE REDUCED ACCORDINGLY.

ARCH	SHT 5 OF 8	DEPARTMENT OF THE NAVY	NAVAL FACILITIES ENGINEERING COMMAND
DES		PUBLIC WORKS CENTER	
CHK		PEARL HARBOR, HAWAII	
DFPE		NASBP	BARBERS POINT, HI
INIT BR MGR		BLDG 1784, 1786 AND 1787	
DIV DIR		RENOVATE B2A	
DEPT HD		BATHROOMS	
ACE		FLOOR PLANS & REFLECTED CEILING PLANS	
APPROVED	DATE	SIZE	CODE IDENT NO
ROGER AU	9/14/92	D	80091
TITLE DSCE, NASBP	9/28/92		7483892
DATE	10/14/92	SCALE:	AS NOTED
			SPEC 14-92.2306 SHEET 5 OF 24

WR NO 16145

7483893

BLDG 1184, 1186, 1187
6 of 24



REVISIONS			
ZONE	LTR	DESCRIPTION	DATE APPROVED

A SECTION
A5/A6 3/4" = 1'-0"

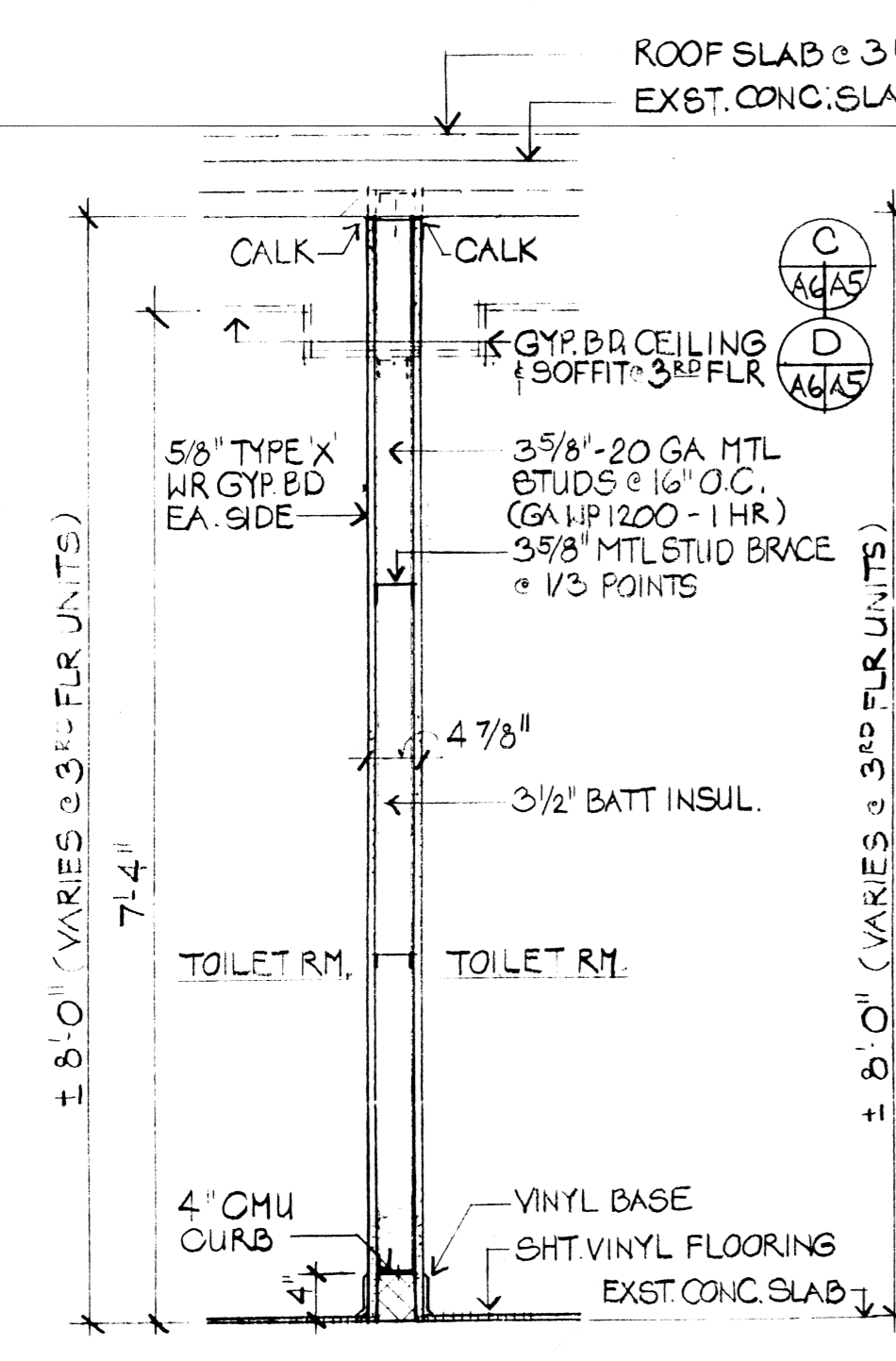
B SECTION
A5/A6 3/4" = 1'-0"

C SECTION
A5/A6 3/4" = 1'-0"

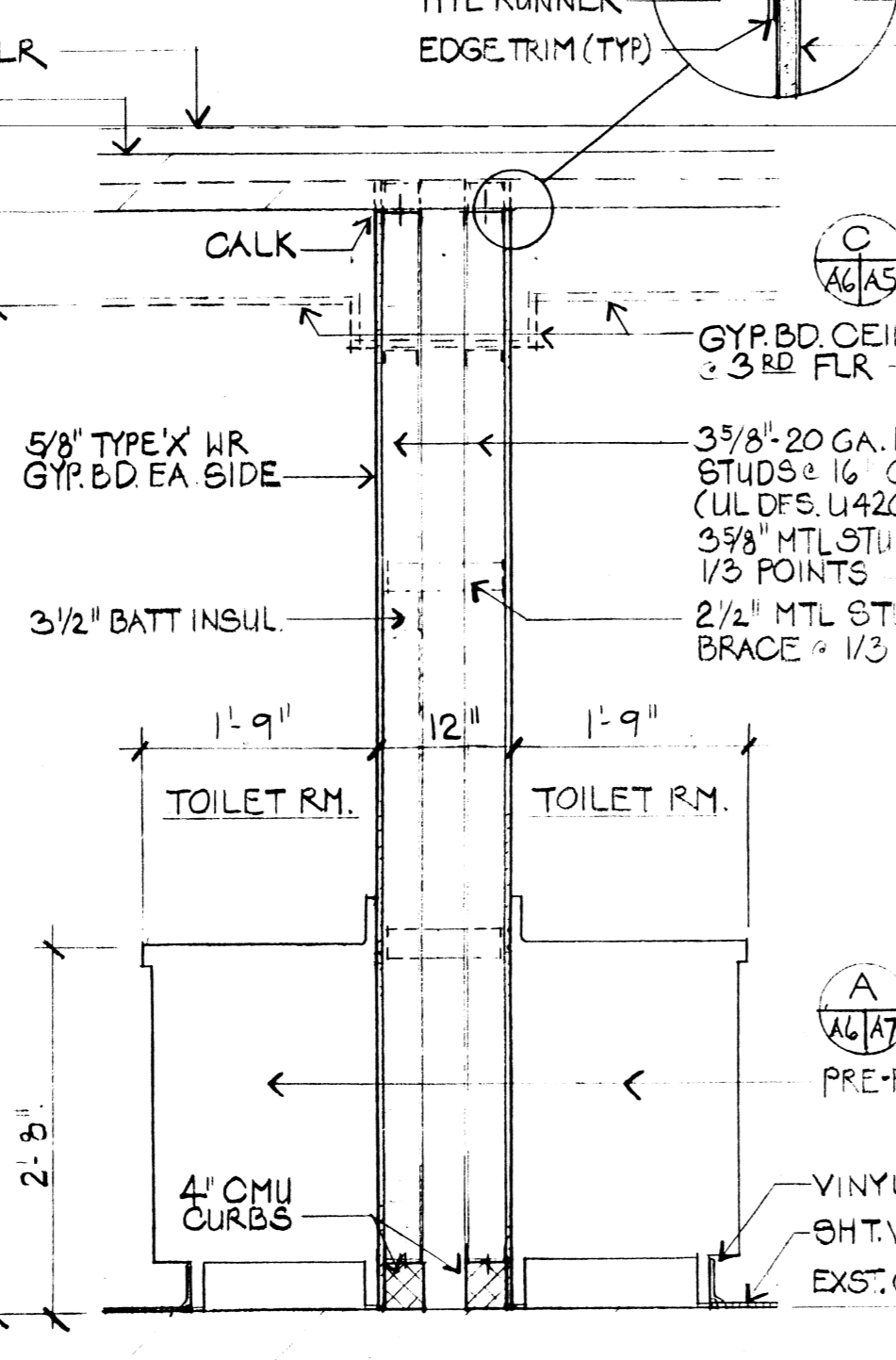
D SECTION
A5/A6 3/4" = 1'-0"

K SECTION
A5/A6 3/4" = 1'-0"

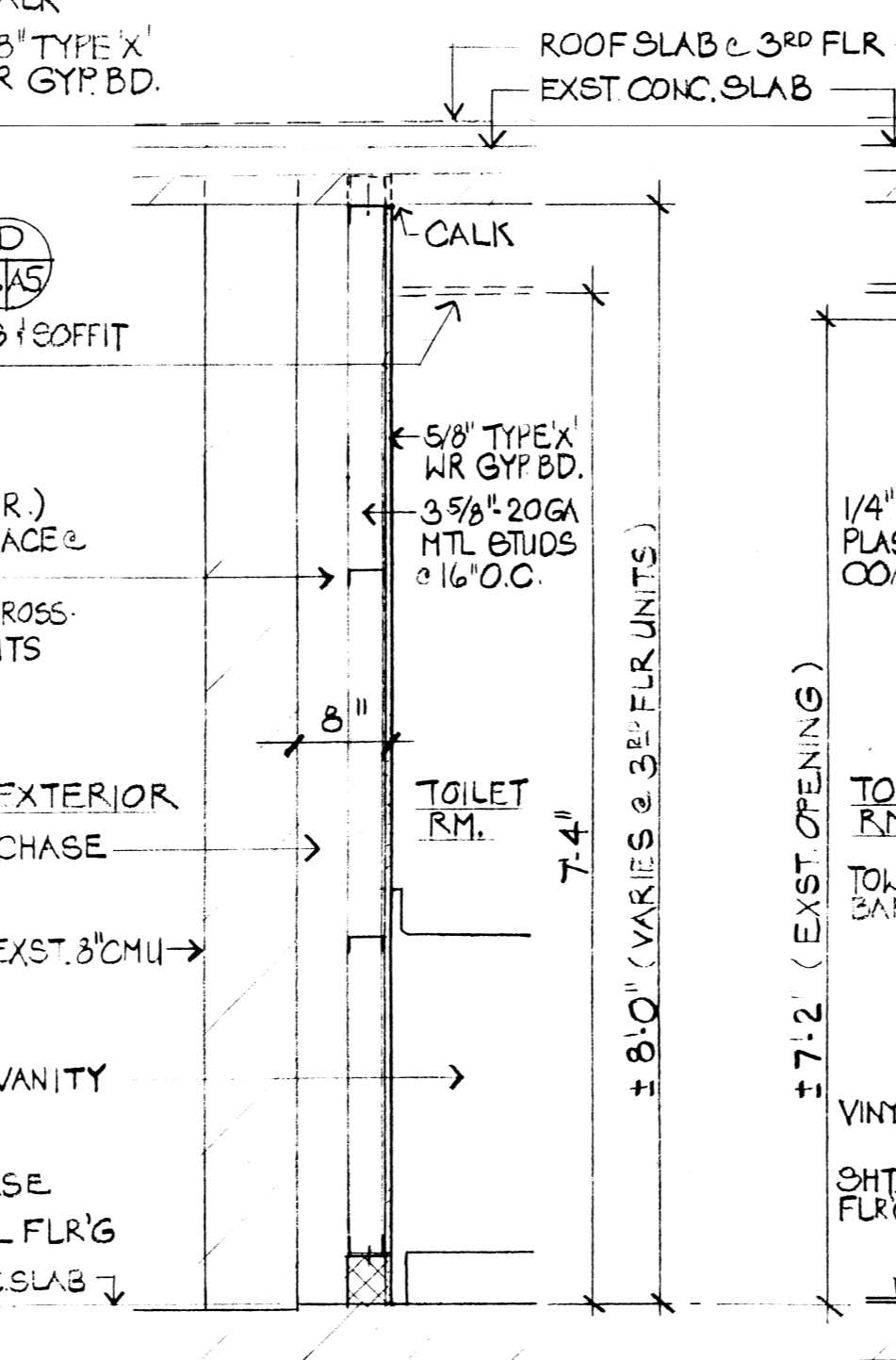
NOTE: ALL 3RD FLOOR TOILET ROOMS HAVE 7'-4" SPANDED GYP. BD. CEILING



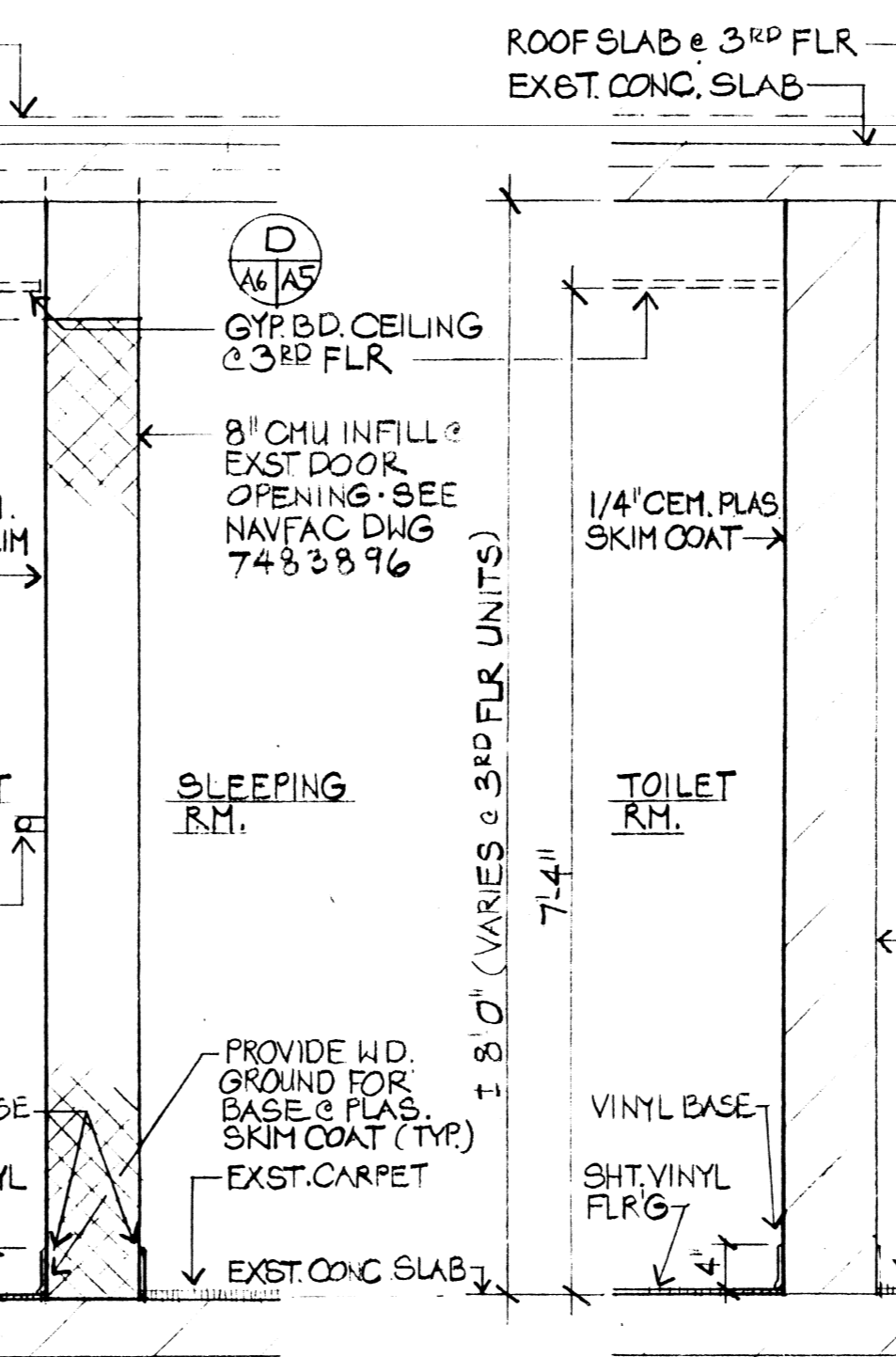
E SECTION
A5/A6 3/4" = 1'-0"



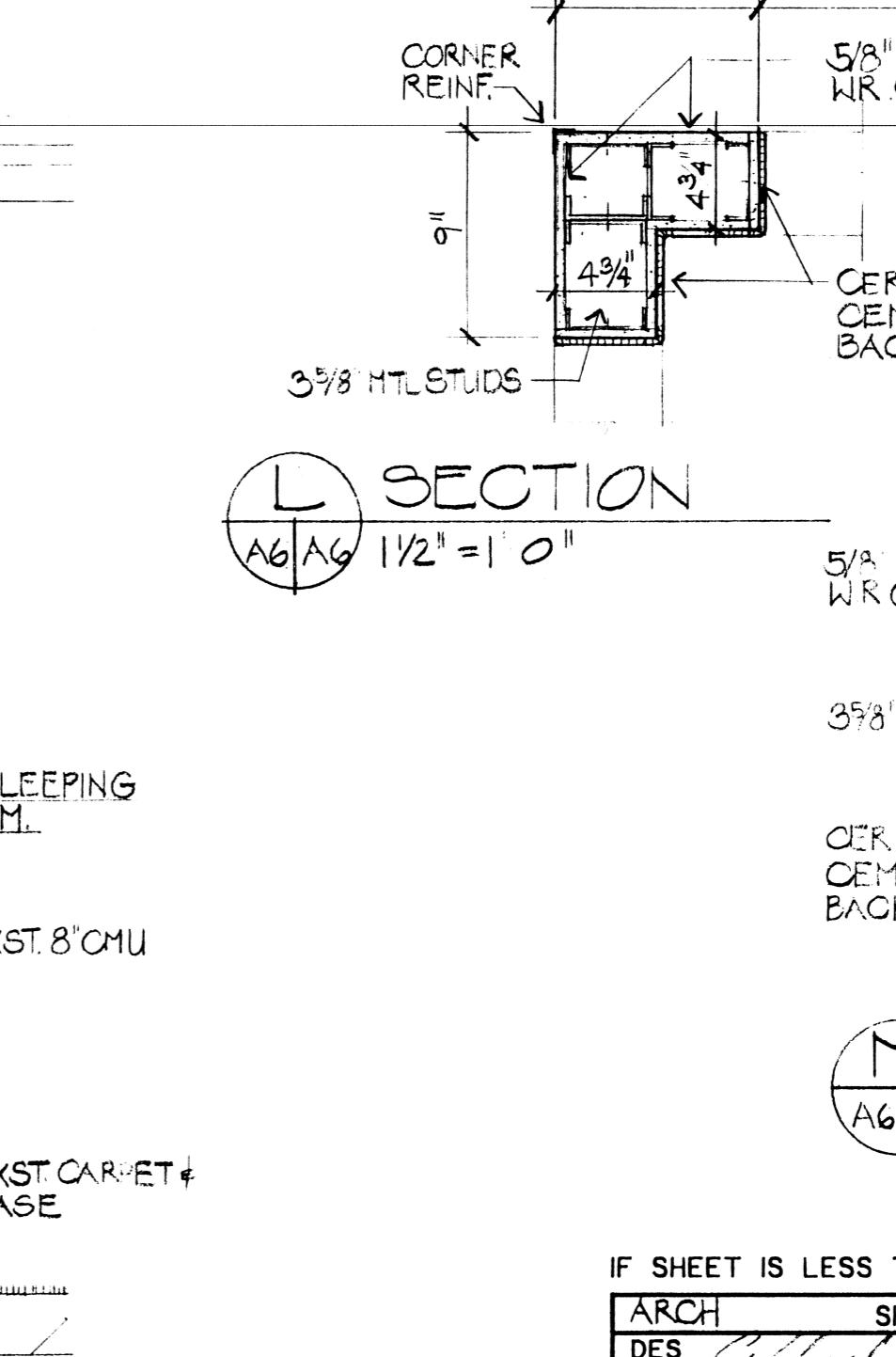
F SECTION
A5/A6 3/4" = 1'-0"



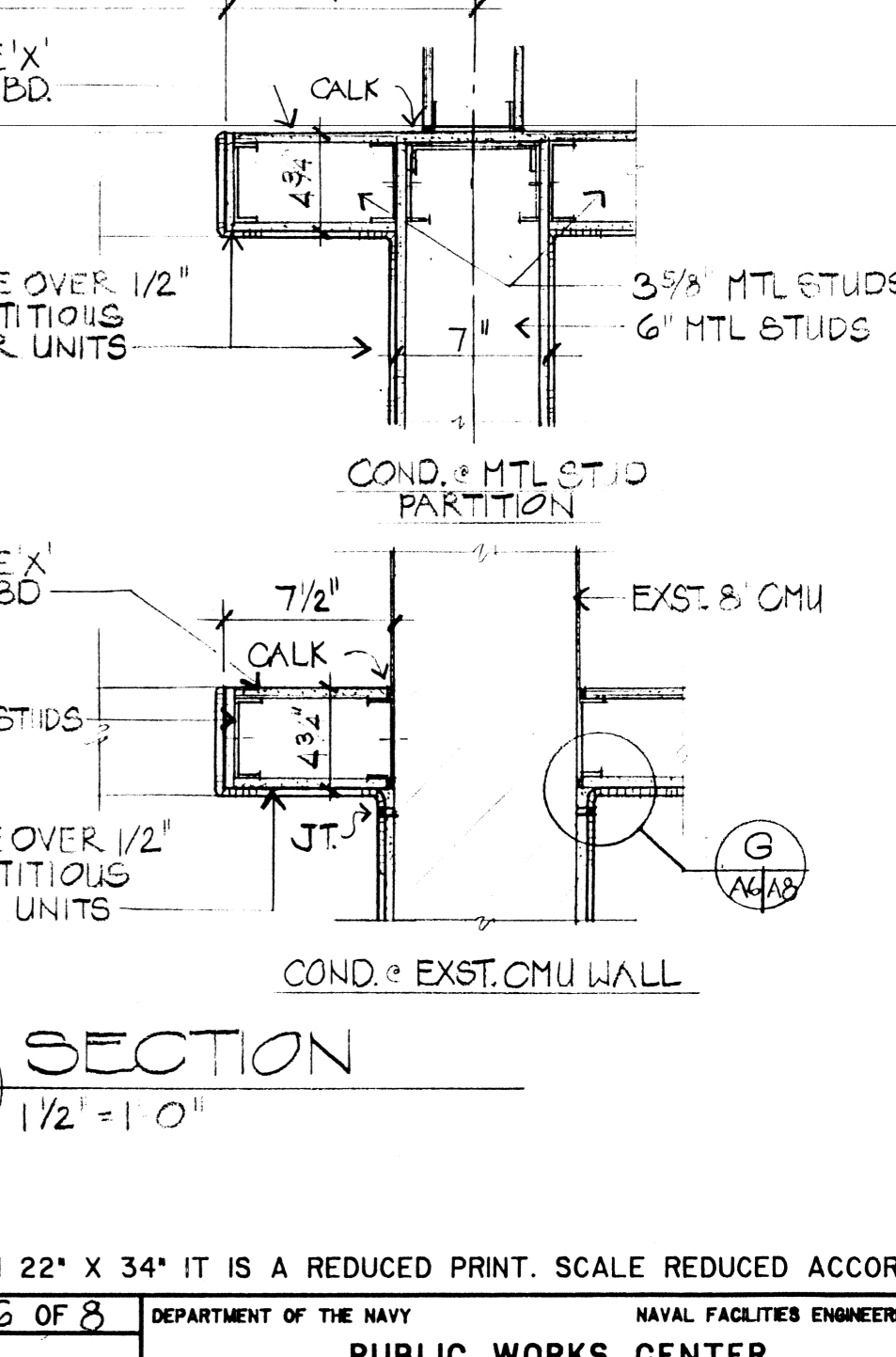
G SECTION
A5/A6 3/4" = 1'-0"



H SECTION
A5/A6 3/4" = 1'-0"



I SECTION
A5/A6 3/4" = 1'-0"



J SECTION
A5/A6 3/4" = 1'-0"

L SECTION
A6/A6 1/2" = 1'-0"

M SECTION
A6/A6 1/2" = 1'-0"

IF SHEET IS LESS THAN 22" X 34" IT IS A REDUCED PRINT. SCALE REDUCED ACCORDINGLY.

ARCH	SHT 6 OF 8	DEPARTMENT OF THE NAVY	NAVAL FACILITIES ENGINEERING COMMAND
DES		PUBLIC WORKS CENTER	
CHK		PEARL HARBOR, HAWAII	
DFPE	ATC	NASBP	BLDG 1184, 1186 AND 1187
INIT BR MGR		RENOVATE BEQ	
DIV DIR		BATHROOMS	
DEPT HD		WALL SECTIONS & DETAILS	
ACE		APPROVED PER ENDORSEMENT TO PWC CODE 420 MEMO OF 9/14/92	DATE
		SATISFACTORY AS TO FUNCTION ROGER AU 9/28/92	DATE
		TITLE DSCE NASBP	DATE
		APPROVED	DATE
		BY: DIRECTION OF COMMANDING OFFICER	DATE
		SIZE	CODE IDENT NO
		D	80091
		SCALE: AS NOTED	NAVFAC DRAWING NO 7483893
			CONSTR CONTR NO N62471-92-C-2306
			SHEET 6 OF 24
		WR NO 16145	

7483895

Bldg 1784, 1786, 1787
8 of 24

ROOM FINISH SCHEDULE

FLOOR UNIT TYPE (ALL BUILDINGS)	FLOOR	BASE	WALLS				SHOWER		CEILING		REMARKS
			A	B	C	D	FLOOR	WALL	MATERIAL	HEIGHT	
1-A / 2-A	SHT VINYL	VINYL	GYP BD	GYP BD/PLAS	GYP BD/PLAS	GYP BD/PLAS	CER TILE	CER TILE	EXST CONC	8'-0"	GYP BD SOFFIT @ 7'-4"
1-B / 2-B	SHT VINYL	VINYL	GYP BD/PLAS	PLAS	GYP BD	GYP BD/PLAS	CER TILE	CER TILE	EXST CONC	8'-0"	GYP BD SOFFIT @ 7'-4"
1-C / 2-C	SHT VINYL	VINYL	GYP BD/PLAS	GYP BD/PLAS	GYP BD	PLAS	CER TILE	CER TILE	EXST CONC	8'-0"	GYP BD SOFFIT @ 7'-4"
1-D / 2-D	SHT VINYL	VINYL	GYP BD	GYP BD/PLAS	GYP BD/PLAS	GYP BD/PLAS	CER TILE	CER TILE	EXST CONC	8'-0"	GYP BD SOFFIT @ 7'-4"
3-A	SHT VINYL	VINYL	GYP BD	GYP BD/PLAS	GYP BD/PLAS	GYP BD/PLAS	CER TILE	CER TILE	GYP BD	7'-4"	
3-B	SHT VINYL	VINYL	GYP BD/PLAS	PLAS	GYP BD	GYP BD/PLAS	CER TILE	CER TILE	GYP BD	7'-4"	
3-C	SHT VINYL	VINYL	GYP BD/PLAS	GYP BD/PLAS	GYP BD	PLAS	CER TILE	CER TILE	GYP BD	7'-4"	
3-D	SHT VINYL	VINYL	GYP BD	GYP BD/PLAS	GYP BD/PLAS	GYP BD/PLAS	CER TILE	CER TILE	GYP BD	7'-4"	

NOTE: CMU INFILL WALLS @ END MODULES (SLEEPING ROOM SIDE) SHALL BE FINISHED TO MATCH EXISTING.

COLOR SCHEDULE

SPACE	FLOOR	BASE	WALLS	SHOWER FLOOR	SHOWER WALLS	SOFFIT/CEILING	VANITY	REMARKS
ALL TOILET RMs (TYPE A, B, C, D)	A	B	F	C	D	F	E*	TOILET ENTRY DOOR & FRAME: G * IF STEEL VANITIES PROVIDED, PAINT COLOR SHALL BE 'H'.

COLOR SCHEDULE LEGEND:

SYMBOL	MATERIAL	DESCRIPTION
A	SHEET VINYL FLOORING	TARKETT COORDINATES #57001 'TOASTED ALMOND' OR EQUAL
B	VINYL BASE (TOPSET)	BURKE #502-P 'BROWN' OR EQUAL
C	UNGLAZED MOSAIC CER TILE	DAL-TILE MOSAIC PATTERN #MK-125 'BROWN' OR EQUAL
D	GLAZED CER WALL TILE	DAL-TILE #D-135 'ALMOND' OR EQUAL
E	PLASTIC LAMINATE	WILSONART #D403-6 'WHITE SAND' OR EQUAL
F	PAINT	FED STAND 595A #27886 (WHITE)
G	PAINT	FED STAND 595A #20045 (DK BROWN)
H	PAINT	FED STAND 595A #27790 (OFF-WHITE)

NOTE: MANUFACTURER'S NAMES & COLOR IDENTIFICATION ARE USED FOR THE PURPOSE OF COLOR IDENTIFICATION ONLY. PRODUCTS OF OTHER MANUFACTURERS ARE ACCEPTABLE IF THE COLORS APPROXIMATE COLORS INDICATED AND CONFORMS TO SPECIFIED REQUIREMENTS.

A CER TILE DET.
A6/A8 3'-1'-0"

B CER TILE DET.
A6/A8 3'-1'-0"

C CER TILE DET.
A6/A8 3'-1'-0"

G JOINT DET.
A6/A8 3'-1'-0"

NOTE: PROVIDE 1/4" FURRING STRIPS @ FACE OF METAL STUDS TO PROVIDE SURFACE FLUSH W/ FACE OF SHOWER PAN FOR CEMENTITIOUS BACKER UNITS.

D SHOWER BASE DET.
A6/A8 3'-1'-0"

E SHOWER BASE DET.
A6/A8 3'-1'-0"

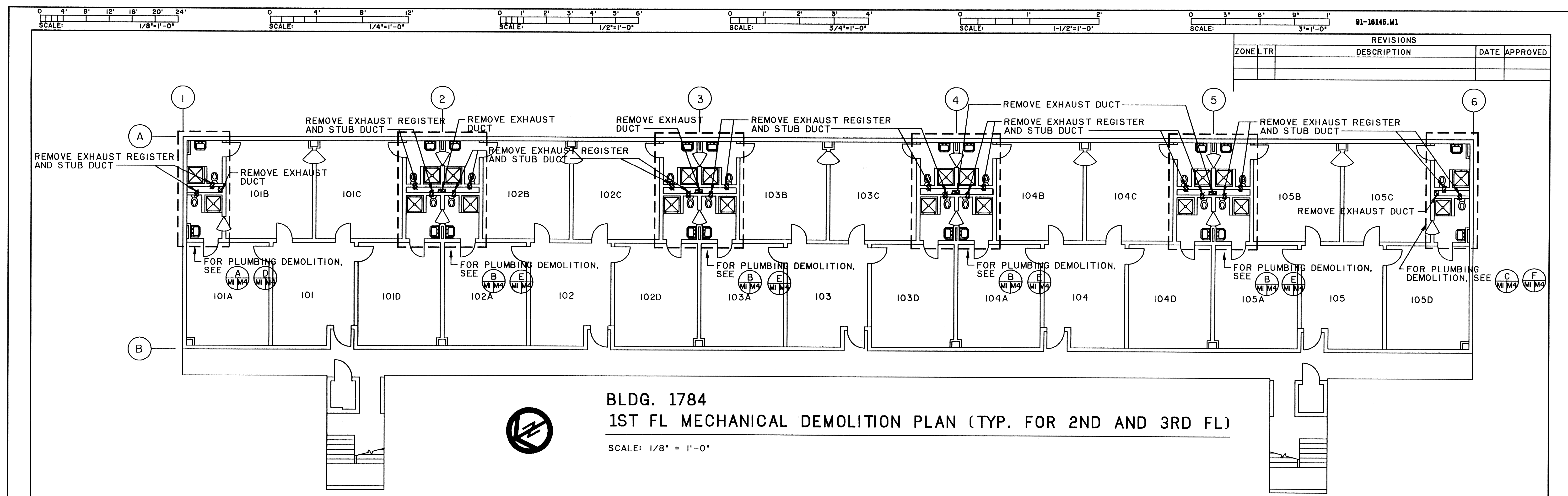
F THRESHOLD DET.
A5/A8 3'-1'-0"

IF SHEET IS LESS THAN 22" X 34" IT IS A REDUCED PRINT. SCALE REDUCED ACCORDINGLY.

ARCH	SHT 8 OF 8	DEPARTMENT OF THE NAVY	NAVAL FACILITIES ENGINEERING COMMAND
DES		PUBLIC WORKS CENTER	
DR		PEARL HARBOR, HAWAII	
CHK		NASBP	BARBERS POINT, HI
DEPE		BLDG 1784, 1786 AND 1787	
INIT BR MGR		RENOVATE BEQ	
DIV DIR		BATHROOMS	
DEPT HD		SCHEDULES AND DETAILS	
ACE		APPROVED	DATE
		SIZE	CODE IDENT NO
			NAVFAC DRAWING NO
		D	80091
			7483895
			CONSTR CONTR NO N62471-92-C-2306
			SPEC 14-92-2306 SHEET 8 OF 24
			WR NO 12145

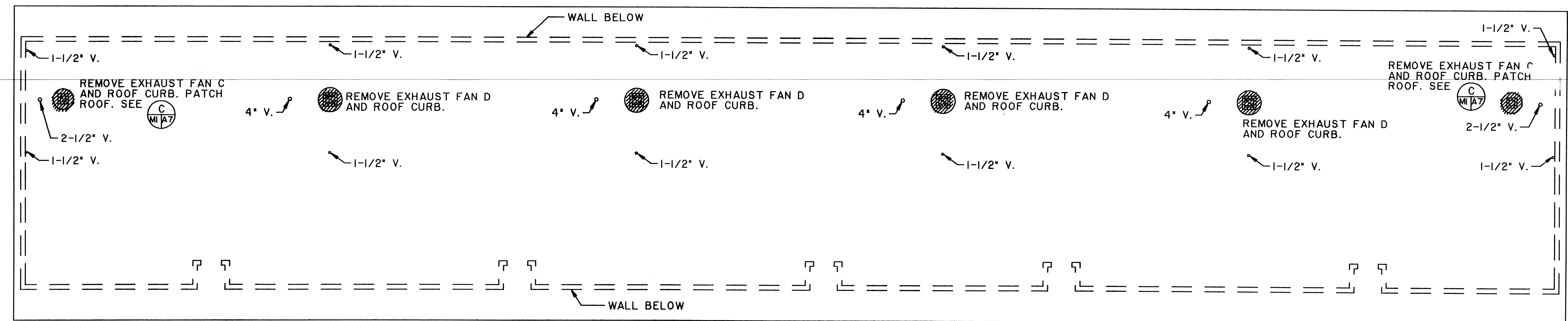
7483897

BLDG 1784
10 of 24



REVISIONS			
ZONE	LTR	DESCRIPTION	DATE APPROVED

BLDG. 1784
1ST FL MECHANICAL DEMOLITION PLAN (TYP. FOR 2ND AND 3RD FL)
 SCALE: 1/8" = 1'-0"




BLDG. 1784 - ROOF VENTILATION DEMOLITION PLAN
 SCALE: 1/8" = 1'-0"

EXISTING EXHAUST FAN SCHEDULE			
FAN	TYPE	CFM	MOTOR
C	CENTRIFUGAL ROOF EXHAUST	450	1/20 HP, 115V, 1 PH
D	CENTRIFUGAL ROOF EXHAUST	900	1/8 HP, 115V, 1 PH

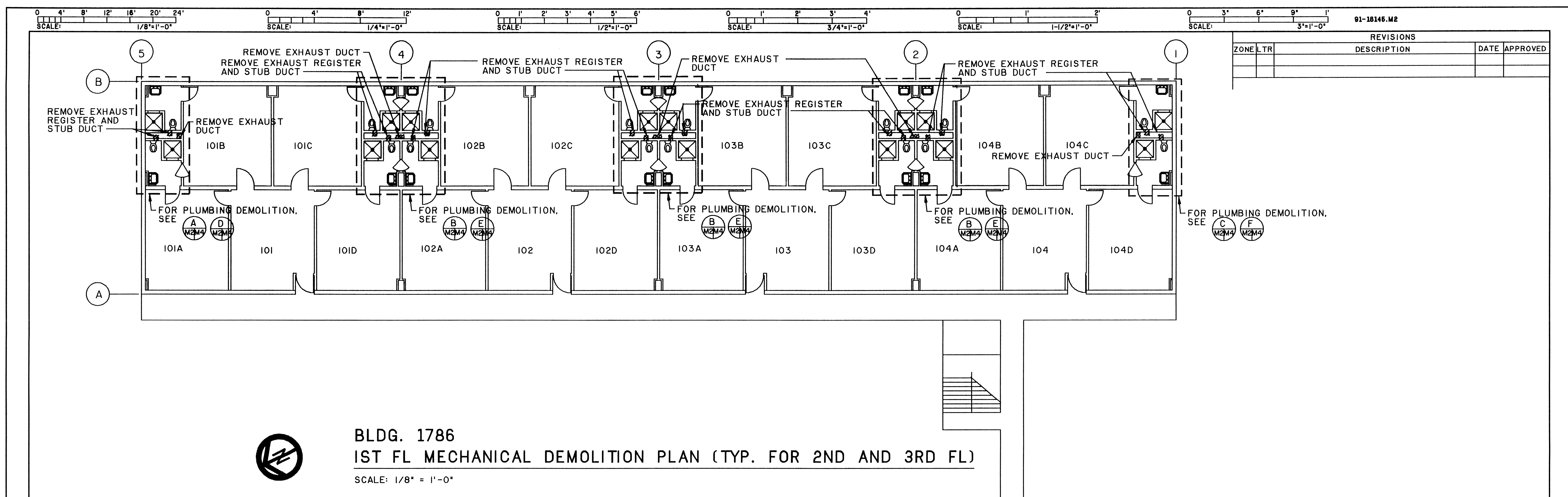
IF SHEET IS LESS THAN 22" X 34" IT IS A REDUCED PRINT. SCALE REDUCED ACCORDINGLY

MECH	SHT 1 OF 11	DEPARTMENT OF THE NAVY	NAVAL FACILITIES ENGINEERING COMMAND
DES		PUBLIC WORKS CENTER	
DR		PEARL HARBOR, HAWAII	
CHK		NASBP	BARBERS POINT, HI
DFPE		BLDG. 1784	
UNIT DIR		RENOVATE BEQ	
DIV DIR		BATHROOMS	
		MECHANICAL DEMOLITION PLANS	
APPROVED PER ENDORSEMENT TO PWC CODE 420 MEMO OF 9/14/92	APPROVED	DATE	SIZE CODE IDENT NO
ROGER AU		9/28/92	D 80091
TITLE DSCE NASBP	BY DIRECTION OF COMMANDING OFFICER	10/14/92	NAVAC DRAWING NO
			7483897
			CONSTR CONTR NO N62471-92-C-2306
			SPEC 14-92-2306 SHEET 10 OF 24
			WR NO 91-16145



7483898

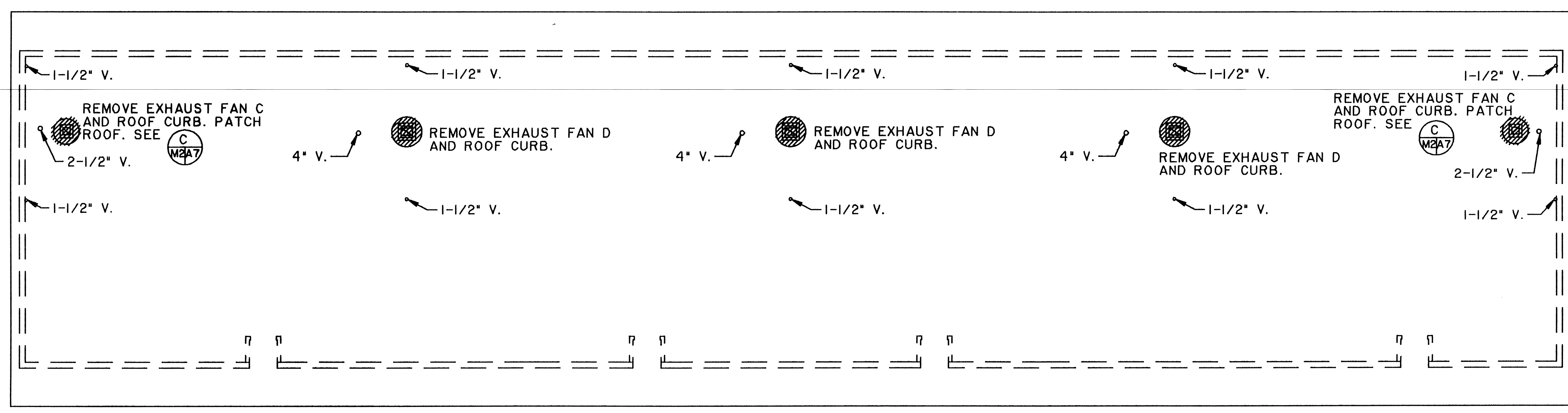
BLDG 1786
11 of 24



REVISIONS			
ZONE	LTR	DESCRIPTION	DATE APPROVED



BLDG. 1786
1ST FL MECHANICAL DEMOLITION PLAN (TYP. FOR 2ND AND 3RD FL)
SCALE: 1/8" = 1'-0"



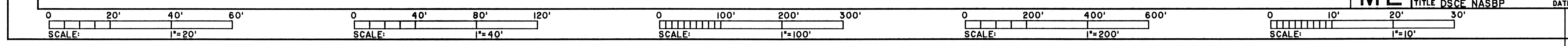
BLDG. 1786 - ROOF VENTILATION DEMOLITION PLAN
SCALE: 1/8" = 1'-0"

FAN	TYPE	CFM	MOTOR
C	CENTRIFUGAL ROOF EXHAUST	450	1/20 HP, 115 V, 1 PH
D	CENTRIFUGAL ROOF EXHAUST	900	1/8 HP, 115 V, 1 PH

IF SHEET IS LESS THAN 22" X 34" IT IS A REDUCED PRINT. SCALE REDUCED ACCORDINGLY

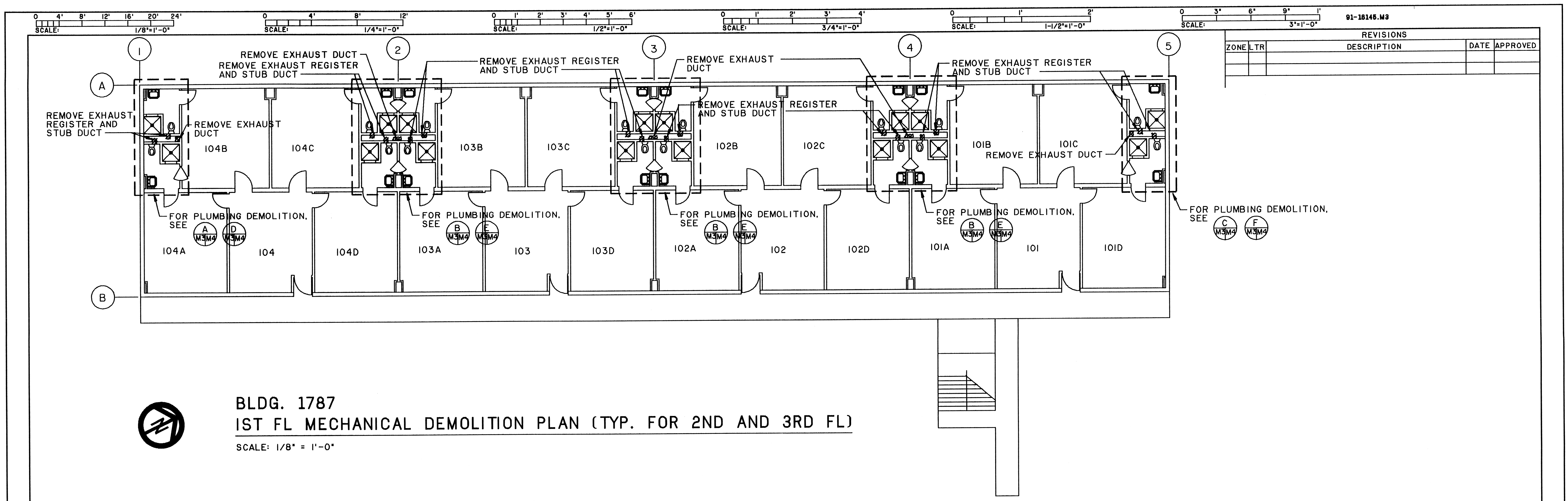
MECH	SHT 2 OF 11	DEPARTMENT OF THE NAVY	NAVAL FACILITIES ENGINEERING COMMAND
DES		PUBLIC WORKS CENTER	
DR		PEARL HARBOR, HAWAII	
CHK		NASBP	BARBERS POINT, HI
DFPE		BLDG. 1786	
INIT BR MGR		RENOVATE BEQ	
DIV DIR		BATHROOMS	
MECHANICAL DEMOLITION PLANS			
APPROVED PER ENDORSEMENT TO PWC CODE 420 MEMO OF 9/14/92	APPROVED	DATE	SIZE CODE IDENT NO
SATISFACTORY AS TO FUNCTION ROGER AU 9/28/92	<i>[Signature]</i>	10/14/92	D 80091
TITLE DSCF NASBP	BY/DIRECTION OF COMMANDING OFFICER		NAVFAC DRAWING NO 7483898
			CONSTR CONTR NO N62471-92-C-2306
			SCALE: AS NOTED SPEC 14-92-2306 SHEET 11 OF 24

WR NO 91-16145



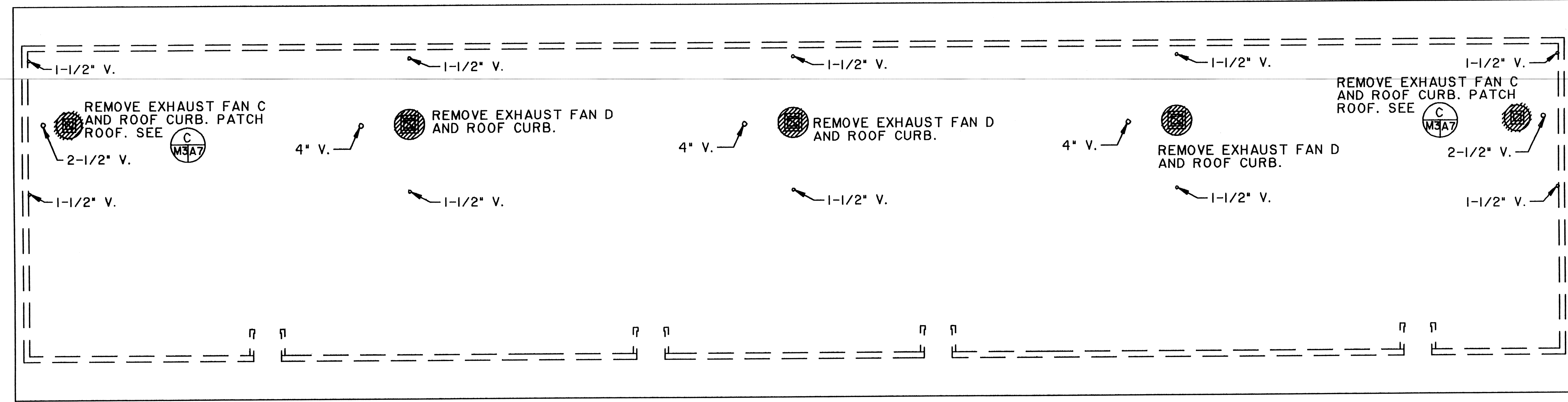
7483899

BLDG 1787
12 of 24



BLDG. 1787
1ST FL MECHANICAL DEMOLITION PLAN (TYP. FOR 2ND AND 3RD FL)
SCALE: 1/8" = 1'-0"

REVISIONS			
ZONE	LTR	DESCRIPTION	DATE APPROVED




BLDG. 1787 - ROOF VENTILATION DEMOLITION PLAN
SCALE: 1/8" = 1'-0"

EXISTING EXHAUST FAN SCHEDULE			
FAN	TYPE	CFM	MOTOR
C	CENTRIFUGAL ROOF EXHAUST	450	1/20 HP, 115 V, 1 PH
D	CENTRIFUGAL ROOF EXHAUST	900	1/8 HP, 115 V, 1 PH

IF SHEET IS LESS THAN 22" X 34" IT IS A REDUCED PRINT. SCALE REDUCED ACCORDINGLY.

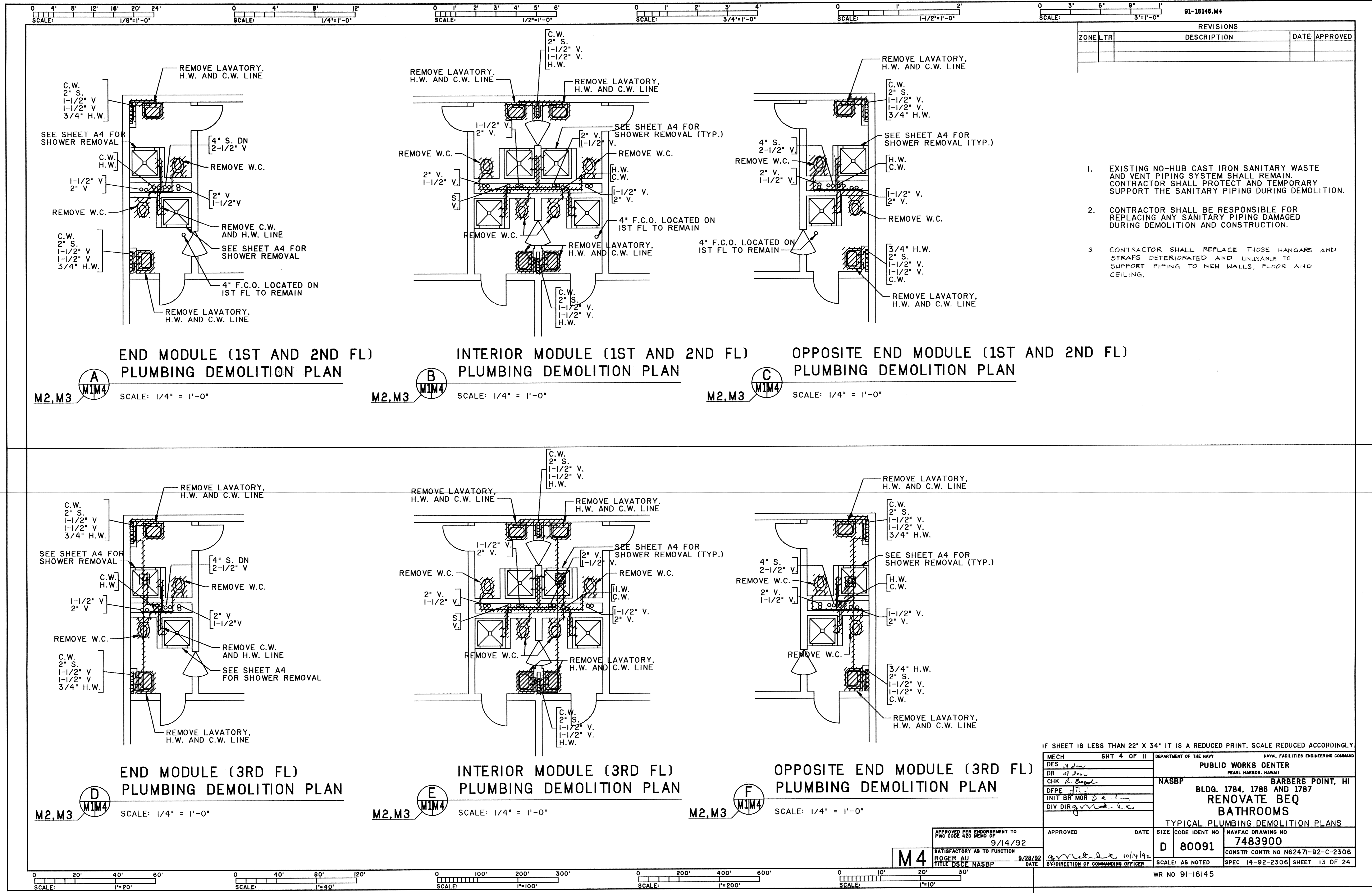
MECH	SHT 3 OF 11	DEPARTMENT OF THE NAVY	NAVAL FACILITIES ENGINEERING COMMAND
DES		PUBLIC WORKS CENTER	PEARL HARBOR, HAWAII
DR		NASBP	BARBERS POINT, HI
CHK			BLDG. 1787
DFPE			RENOVATE BEQ
INIT BR MGR			BATHROOMS
DIV DIR			MECHANICAL DEMOLITION PLANS
APPROVED PER ENDORSEMENT TO PWC CODE 420 MEMO OF 9/14/92	APPROVED	DATE	SIZE CODE IDENT NO
SATISFACTORY AS TO FUNCTION ROGER AU TITLE DSCE NASBP 9/28/92			D 80091
	BY DIRECTION OF COMMANDING OFFICER		NAVAC DRAWING NO 7483899
			CONSTR CONTR NO NG2471-92-C-2306
			SCALE: AS NOTED SPEC 14-92-2306 SHEET 12 OF 24

WR NO 91-16145

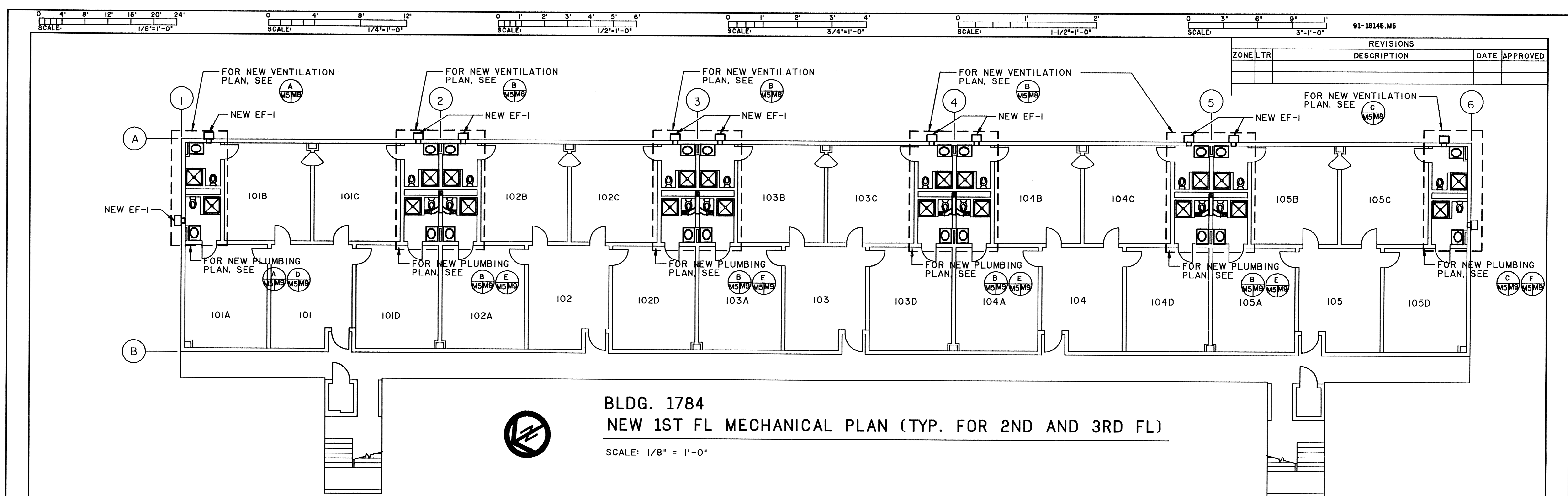


7483900

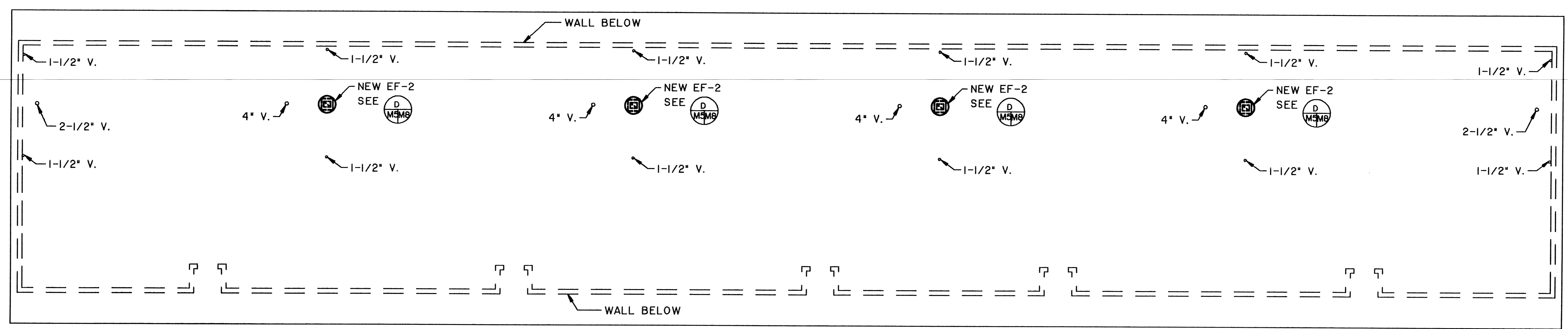
BLDG 1784, 1786, 1787
13 of 24



7483901
 BLDG 1784
 14 of 24



BLDG. 1784
NEW 1ST FL MECHANICAL PLAN (TYP. FOR 2ND AND 3RD FL)
 SCALE: 1/8" = 1'-0"



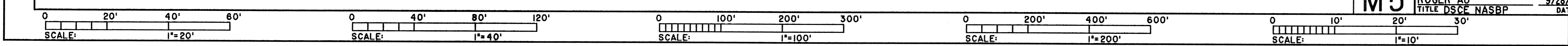
BLDG. 1784 - NEW ROOF VENTILATION PLAN
 SCALE: 1/8" = 1'-0"

REVISIONS		
ZONE	LTR	DATE APPROVED

IF SHEET IS LESS THAN 22" X 34" IT IS A REDUCED PRINT. SCALE REDUCED ACCORDINGLY.

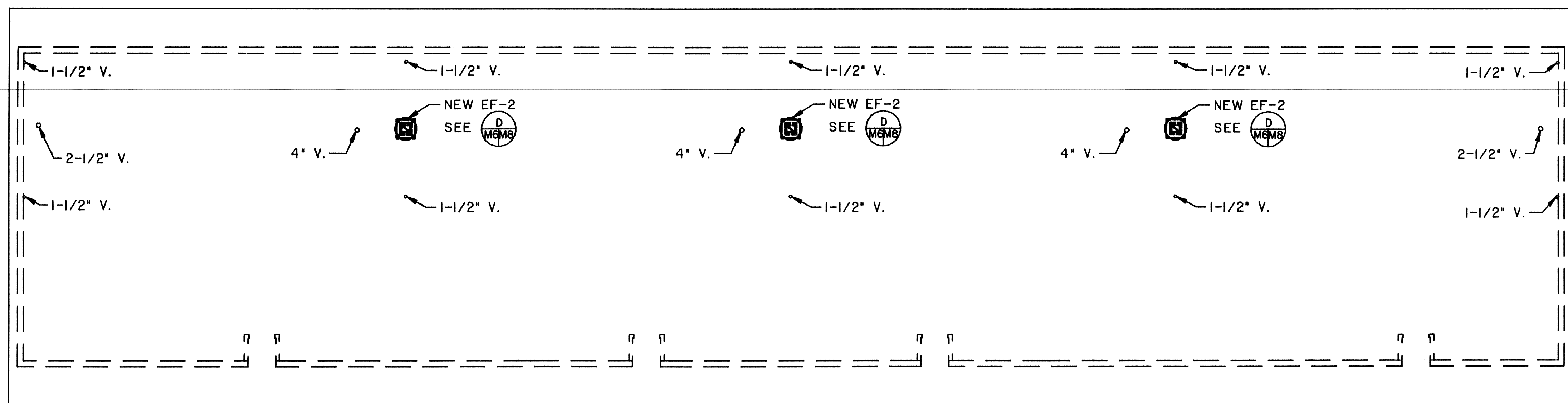
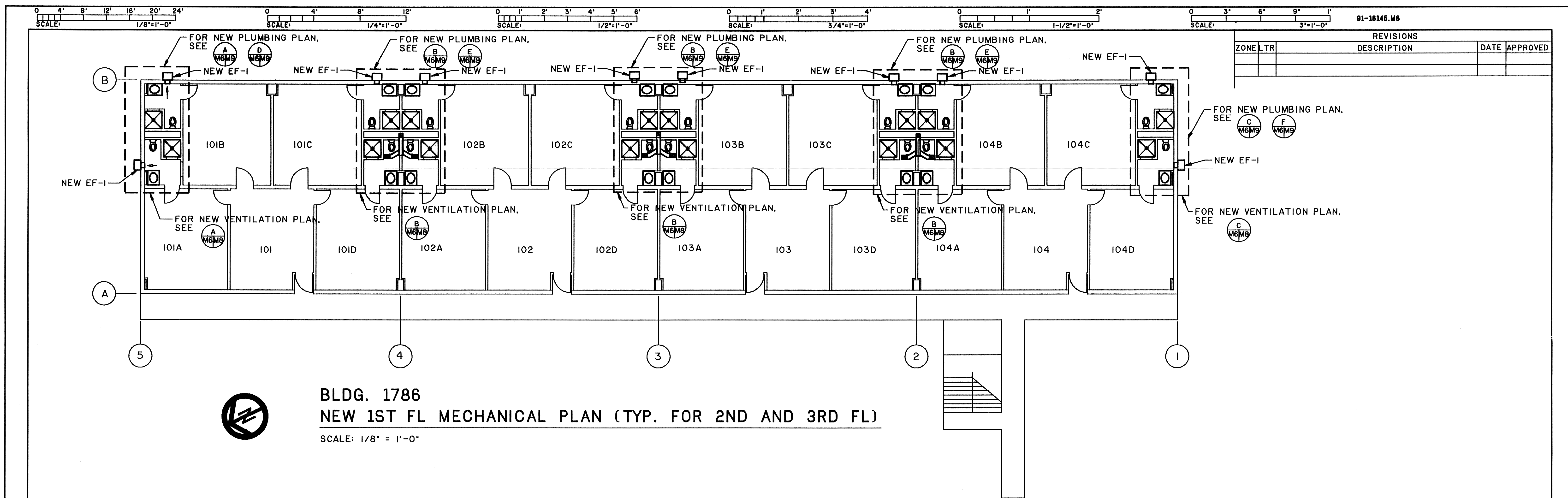
MECH	SHT 5 OF 11	DEPARTMENT OF THE NAVY	NAVAL FACILITIES ENGINEERING COMMAND
DES	<i>[Signature]</i>	PUBLIC WORKS CENTER	
DR	<i>[Signature]</i>	PEARL HARBOR, HAWAII	
CHK	<i>[Signature]</i>	NASBP	BARBERS POINT, HI
DFPE	<i>[Signature]</i>	BLDG. 1784	
INIT BR MGR	<i>[Signature]</i>	RENOVATE BEQ BATHROOMS	
DIV DIR	<i>[Signature]</i>	NEW MECHANICAL PLANS	
APPROVED PER ENDORSEMENT TO PWC CODE #10	DATE 9/14/92	SIZE	CODE IDENT NO
SATISFACTORY AS TO FUNCTION	ROGER AU	D	80091
TITLE DSFC NASBP	DATE 9/28/92	SCALE:	AS NOTED
BY: <i>[Signature]</i>		SPEC 14-92-2306 SHEET 14 OF 24	
BY: DIRECTION OF COMMANDING OFFICER		WR NO 91-16145	

M5



7483902

BLDG 1786
15 of 24



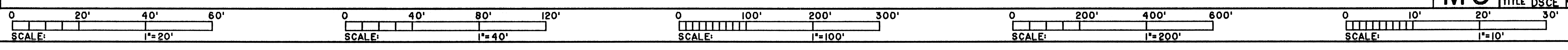
REVISIONS			
ZONE	LTR	DESCRIPTION	DATE APPROVED

IF SHEET IS LESS THAN 22" X 34" IT IS A REDUCED PRINT. SCALE REDUCED ACCORDINGLY.

MECH	SHT 6 OF 11	DEPARTMENT OF THE NAVY	NAVAL FACILITIES ENGINEERING COMMAND
DES		PUBLIC WORKS CENTER	
DR		PEARL HARBOR, HAWAII	
CHK		NASBP	BARBERS POINT, HI
DFPE		BLDG. 1786	
INIT BR		RENOVATE BEQ	
DIV DIR		BATHROOMS	
		NEW MECHANICAL PLANS	
APPROVED PER ENDORSEMENT TO PWC CODE 450 MEMO OF 9/14/92	APPROVED	DATE	SIZE CODE IDENT NO.
SATISFACTORY AS TO FUNCTION ROGER AU 9/28/92	<i>[Signature]</i>	10/1/92	D 80091
TITLE DSCF NASBP	BY: DIRECTION OF COMMANDING OFFICER		NAVFAC DRAWING NO. 7483902
		SCALE: AS NOTED	CONSTR CONTR NO N62471-92-C-2306
			SPEC 14-92-2306 SHEET 15 OF 24

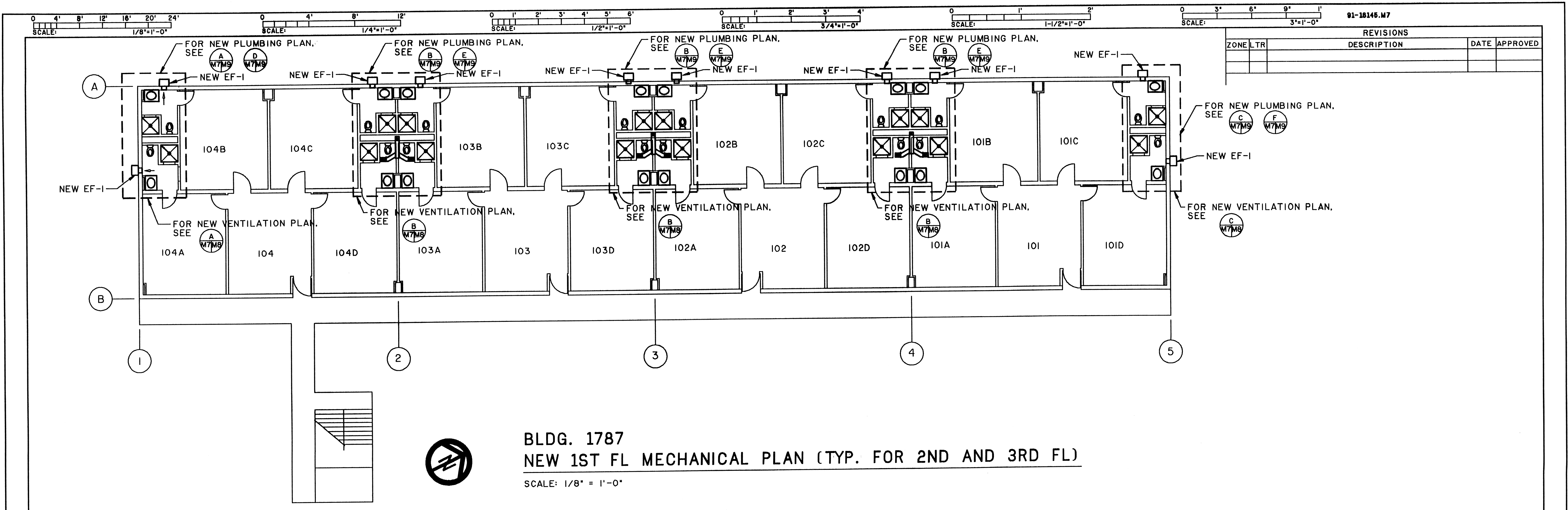
WR NO 91-16145

M6

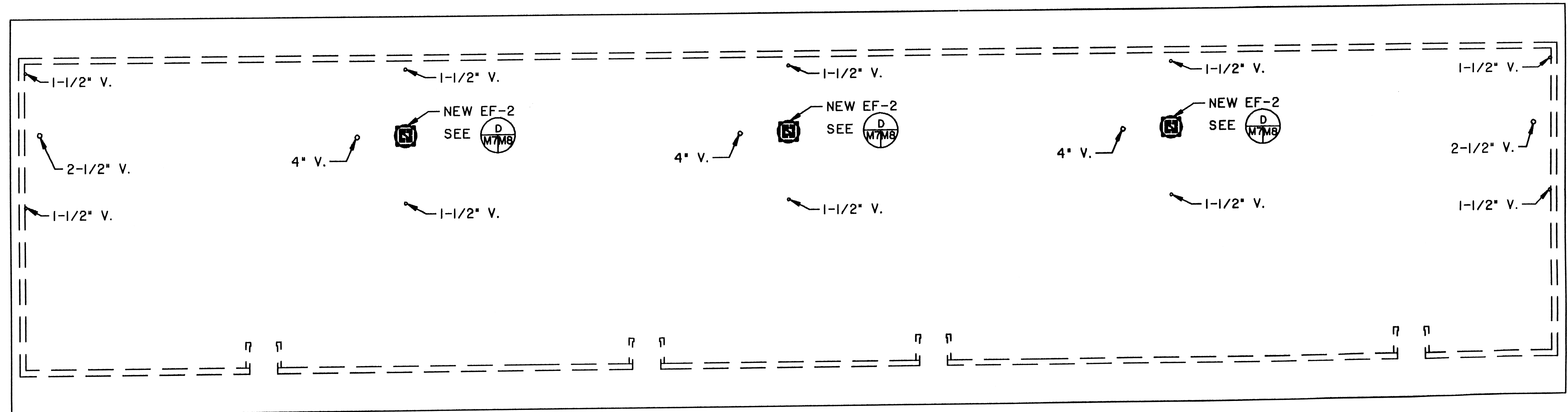


7483903

BLDG 1787
16 of 24



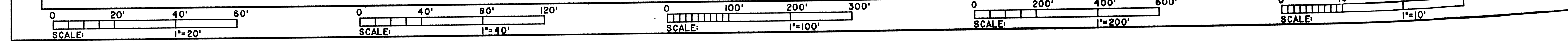
REVISIONS				
ZONE	LTR	DESCRIPTION	DATE	APPROVED



IF SHEET IS LESS THAN 22" X 34" IT IS A REDUCED PRINT. SCALE REDUCED ACCORDINGLY.

MECH	SHT 7 OF 11	DEPARTMENT OF THE NAVY	NAVAL FACILITIES ENGINEERING COMMAND
DES		PUBLIC WORKS CENTER	PEARL HARBOR, HAWAII
DR		NASBP	BARBERS POINT, HI
CHK		BLDG. 1787	
DFPE		RENOVATE BEQ	
INIT BR MGR		BATHROOMS	
DIV DIR		NEW MECHANICAL PLANS	
APPROVED PER ENDORSEMENT TO PWC CODE 420 MEMO OF 9/14/92	APPROVED	DATE	SIZE CODE IDENT NO
ROGER AU	9/28/92	9/28/92	D 80091
TITLE DSCE NASBP	DATE	BY DIRECTION OF COMMANDING OFFICER	NAVFAC DRAWING NO
			7483903
			CONSTR CONTR NO N62471-92-C-2306
			SPEC 14-92-2306 SHEET 16 OF 24
			WR NO 91-16145

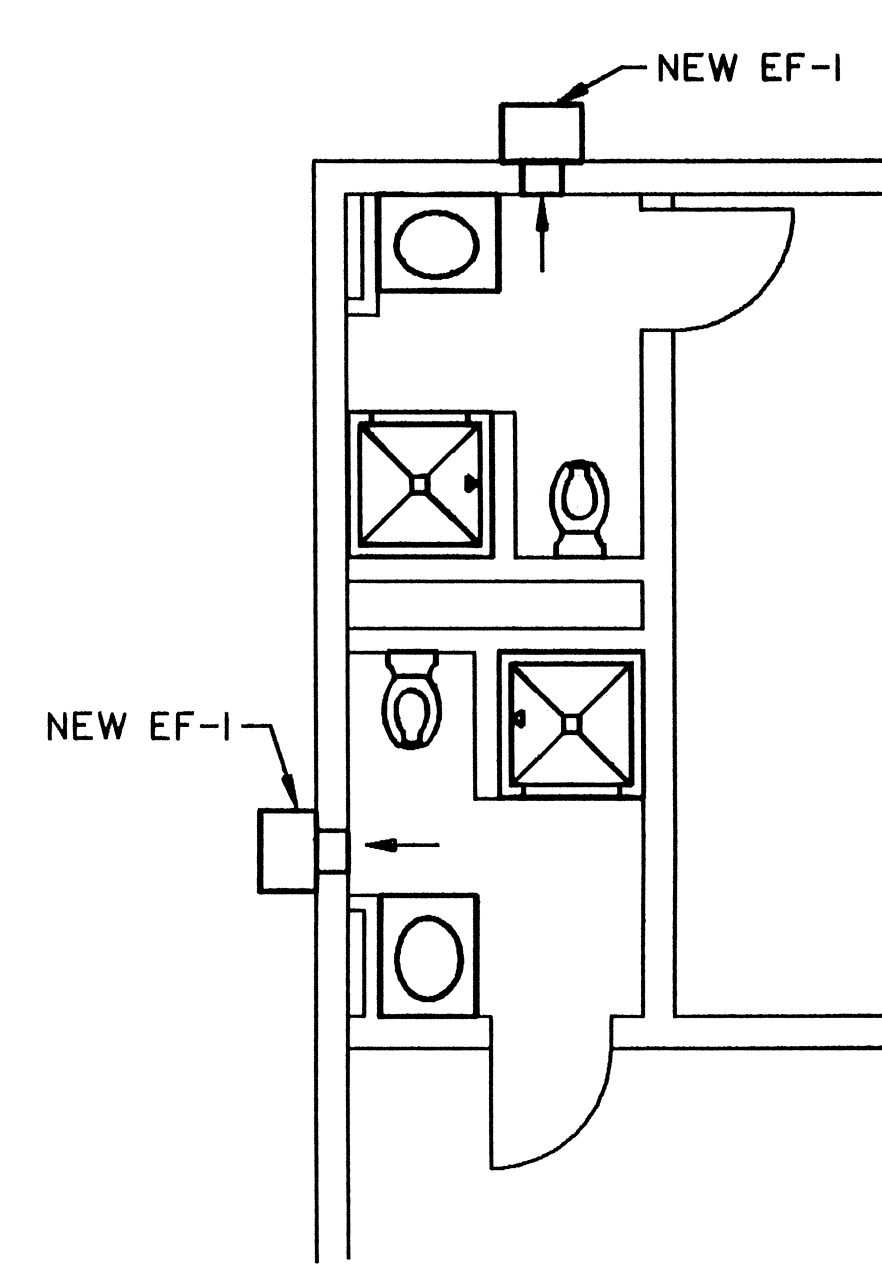
M7



91-16145.M8

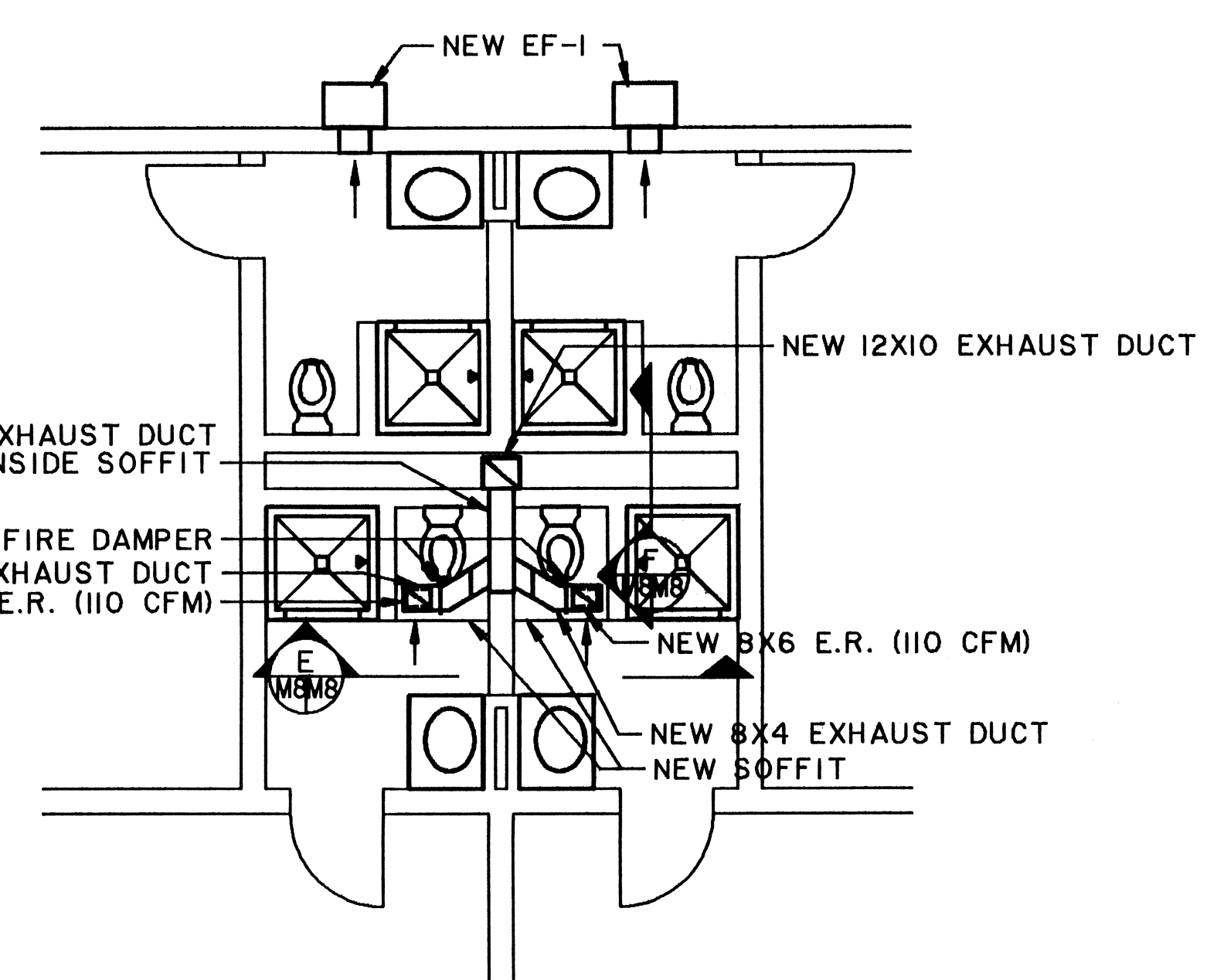
REVISIONS		DATE	APPROVED
ZONE	LTR	DESCRIPTION	

NOTES:
I. SEE (A) AND (B) FOR FAN MOUNTING LOCATION OF EF-1



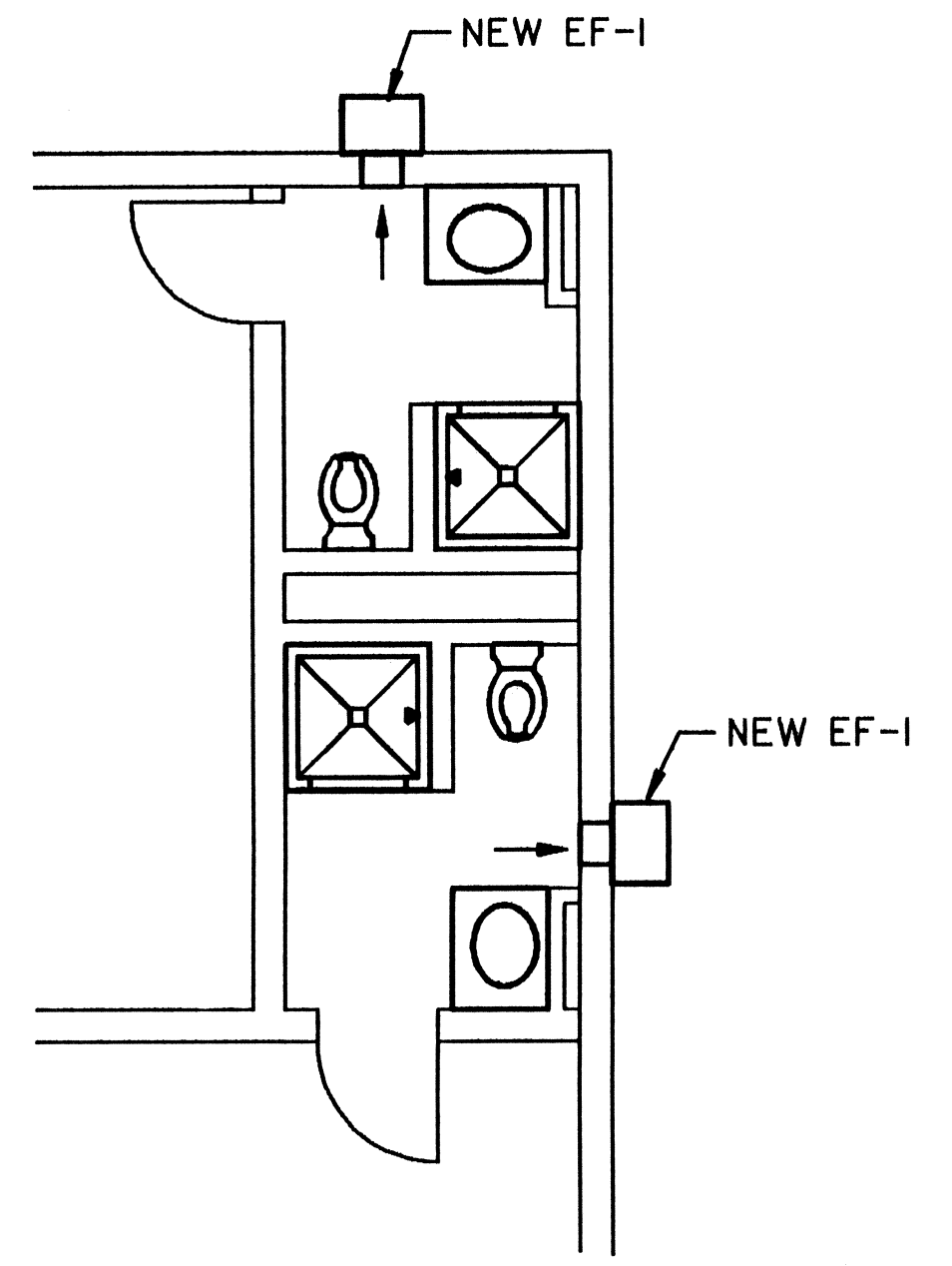
END MODULE
3RD FL NEW VENTILATION PLAN
(TYP FOR 1ST AND 2ND FL)

M6.M7 (A) W5M8 SCALE: 1/4" = 1'-0"



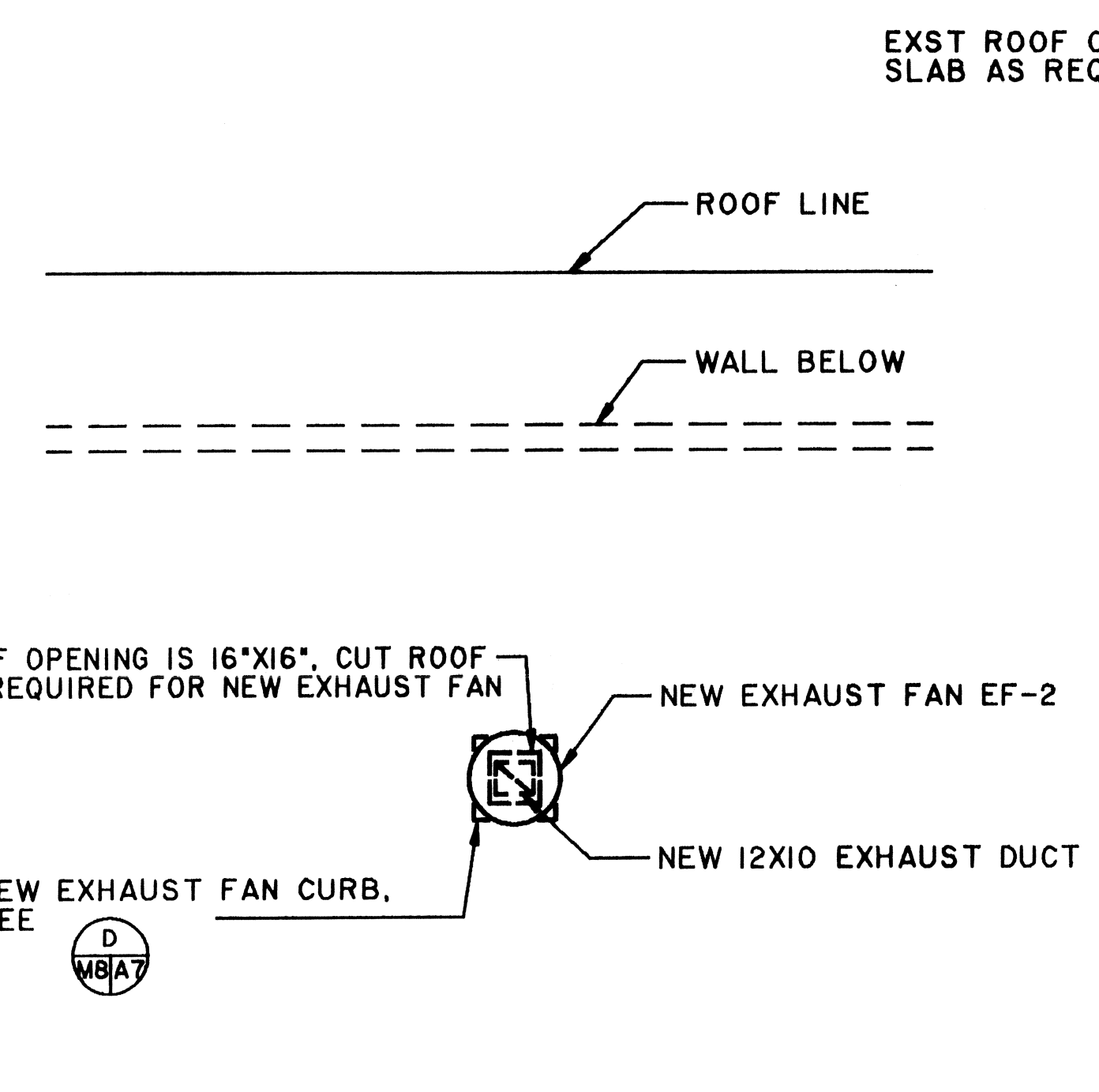
INTERIOR MODULE
3RD FL NEW VENTILATION PLAN
(TYP FOR 1ST AND 2ND FL)

M6.M7 (B) W5M8 SCALE: 1/4" = 1'-0"



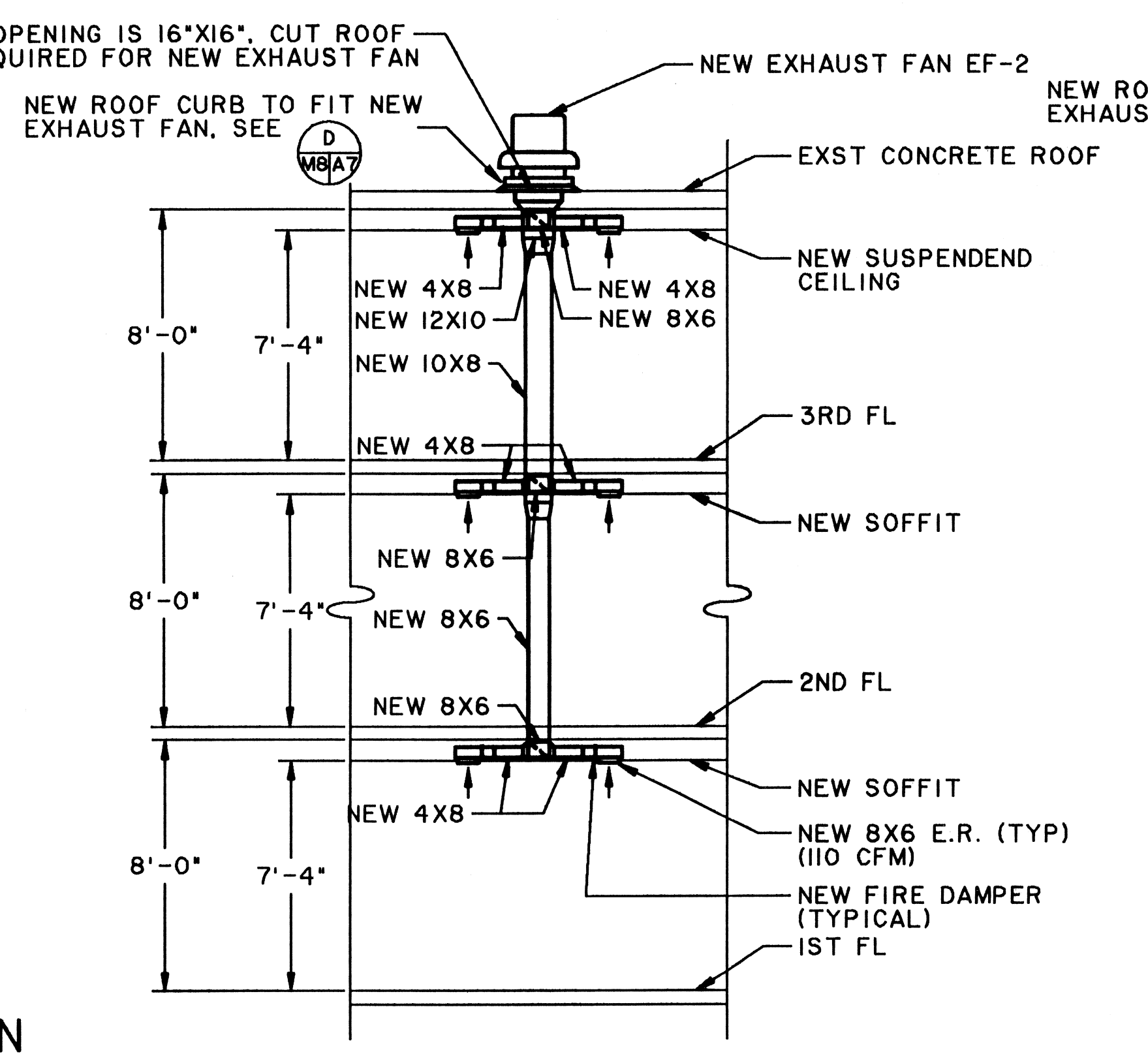
OPPOSITE END MODULE
3RD FL NEW VENTILATION PLAN
(TYP FOR 1ST AND 2ND FL)

M6.M7 (C) W5M8 SCALE: 1/4" = 1'-0"



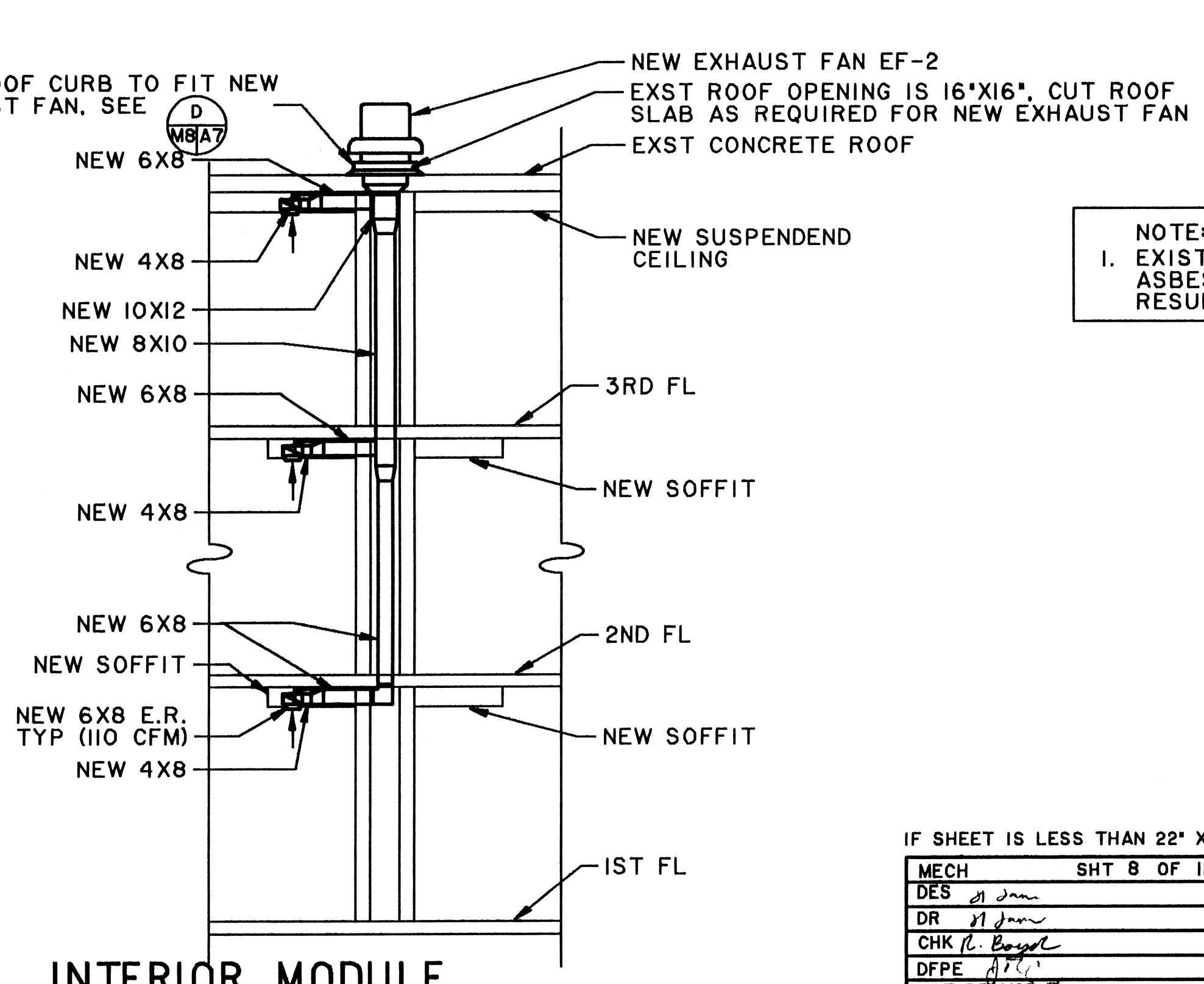
INTERIOR MODULE
NEW ROOF VENTILATION PLAN

M6.M7 (D) W5M8 SCALE: 1/4" = 1'-0"



INTERIOR MODULE
EXHAUST DUCT RISER SECTION

(E) W5M8 SCALE: 1/4" = 1'-0"



INTERIOR MODULE
EXHAUST DUCT RISER SECTION

(F) W5M8 SCALE: 1/4" = 1'-0"


NOTE:
I. EXISTING ROOF FELT CONTAINS CHRYSOTILE ASBESTOS. SEE SHEET A4 FOR LAB TEST RESULT.

IF SHEET IS LESS THAN 22" X 34" IT IS A REDUCED PRINT. SCALE REDUCED ACCORDINGLY

MECH	SHT 8 OF 11	DEPARTMENT OF THE NAVY	NAVAL FACILITIES ENGINEERING COMMAND
DES		PUBLIC WORKS CENTER	
DR		PEARL HARBOR, HAWAII	
CHK		NASBP	BARBERS POINT, HI
DFPE		BLDG. 1784, 1786 AND 1787	
INIT BR MGR		RENOVATE BEQ	
DIV DIR		BATHROOMS	
TYPICAL NEW VENTILATION PLANS			
APPROVED PER ENDORSEMENT TO PWC CODE 480 MEMO OF 9/14/92	APPROVED	DATE	SIZE CODE IDENT NO
ROGER AU	9/28/92	9/28/92	D 80091
TITLE DSCE NASBP	DATE	BY/DIRECTION OF COMMANDING OFFICER	NAVFAC DRAWING NO
			7483904
			CONSTR CONTR NO N62471-92-C-2306
			SPEC 14-92-2306 SHEET 17 OF 24

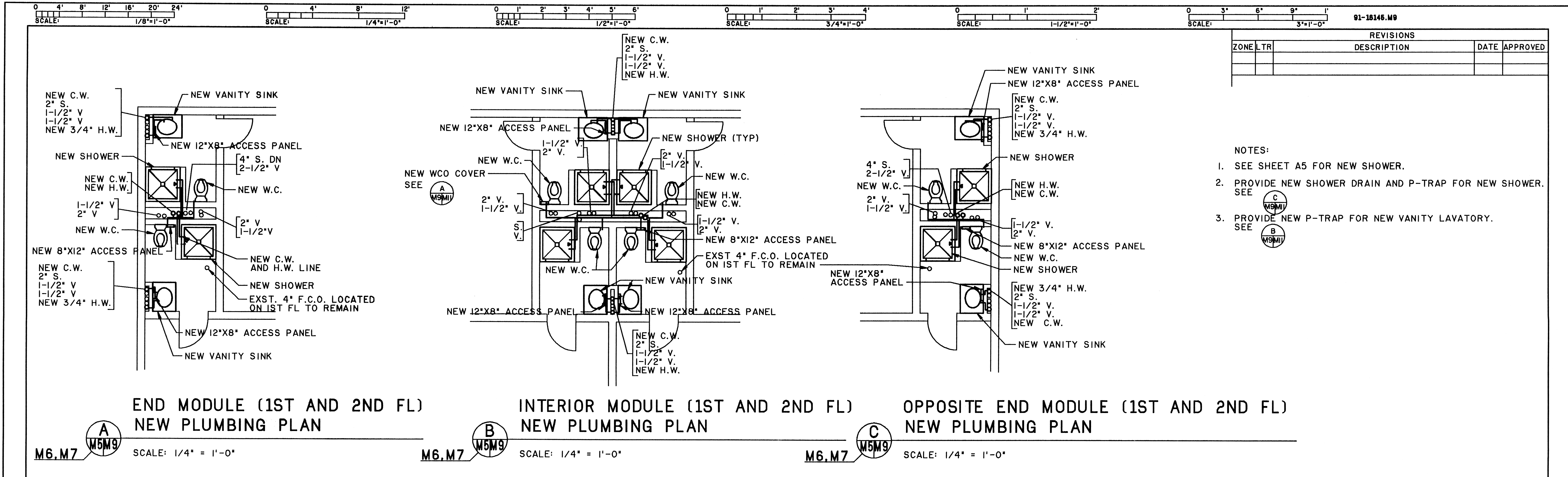
SCALE: AS NOTED

WR NO 91-16145



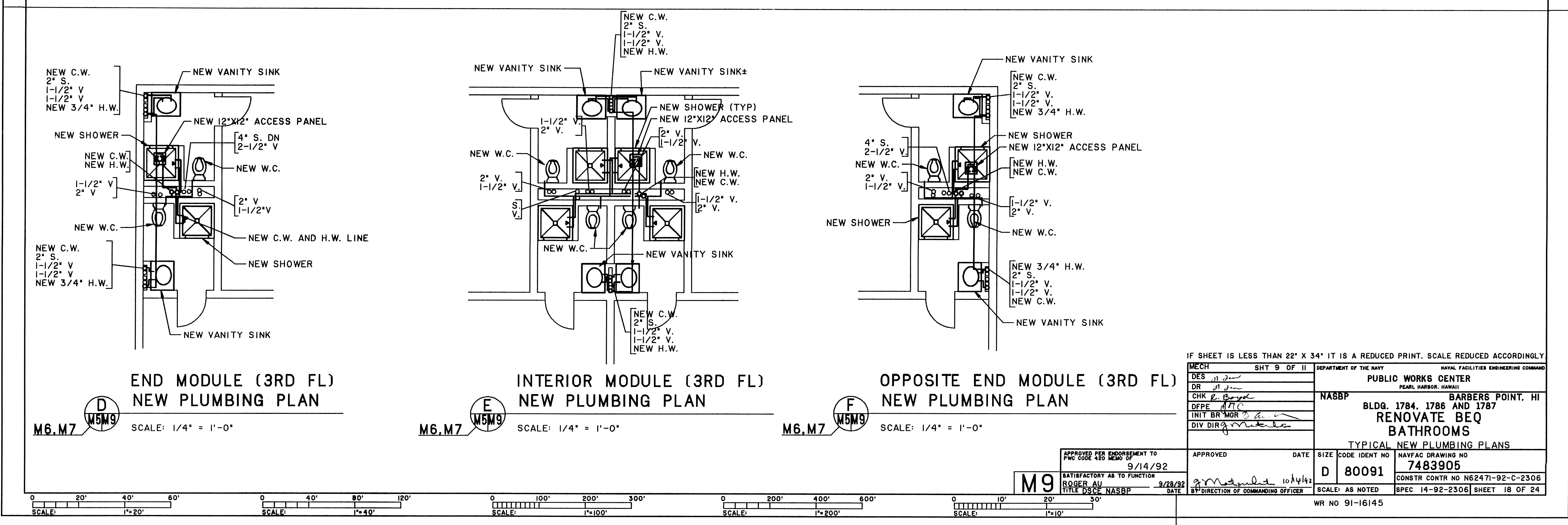
7483905

BLDG 1784, 1786, & 1787
18 of 24



REVISIONS			
ZONE	LTR	DESCRIPTION	DATE APPROVED

- NOTES:
- SEE SHEET A5 FOR NEW SHOWER.
 - PROVIDE NEW SHOWER DRAIN AND P-TRAP FOR NEW SHOWER. SEE C M5M9
 - PROVIDE NEW P-TRAP FOR NEW VANITY LAVATORY. SEE B M5M9



IF SHEET IS LESS THAN 22" X 34" IT IS A REDUCED PRINT. SCALE REDUCED ACCORDINGLY


MECH	SHT 9 OF 11	DEPARTMENT OF THE NAVY	NAVAL FACILITIES ENGINEERING COMMAND
DES	<i>[Signature]</i>	PUBLIC WORKS CENTER PEARL HARBOR, HAWAII	
DR	<i>[Signature]</i>	NASBP	BARBERS POINT, HI
CHK	<i>[Signature]</i>	BLDG. 1784, 1786 AND 1787	
DFPE	<i>[Signature]</i>	RENOVATE BEQ	
INIT BR MGR	<i>[Signature]</i>	BATHROOMS	
DIV DIR	<i>[Signature]</i>	TYPICAL NEW PLUMBING PLANS	
APPROVED	DATE	SIZE	CODE IDENT NO
<i>[Signature]</i>	9/28/92	D	80091
SATISFACTORY AS TO FUNCTION		NAVYAC DRAWING NO	
ROGER AU		7483905	
TITLE DSCE NASBP		CONSTR CONTR NO N62471-92-C-2306	
DATE		SCALE: AS NOTED	
9/28/92		SPEC 14-92-2306 SHEET 18 OF 24	

WR NO 91-16145

M9

7483906

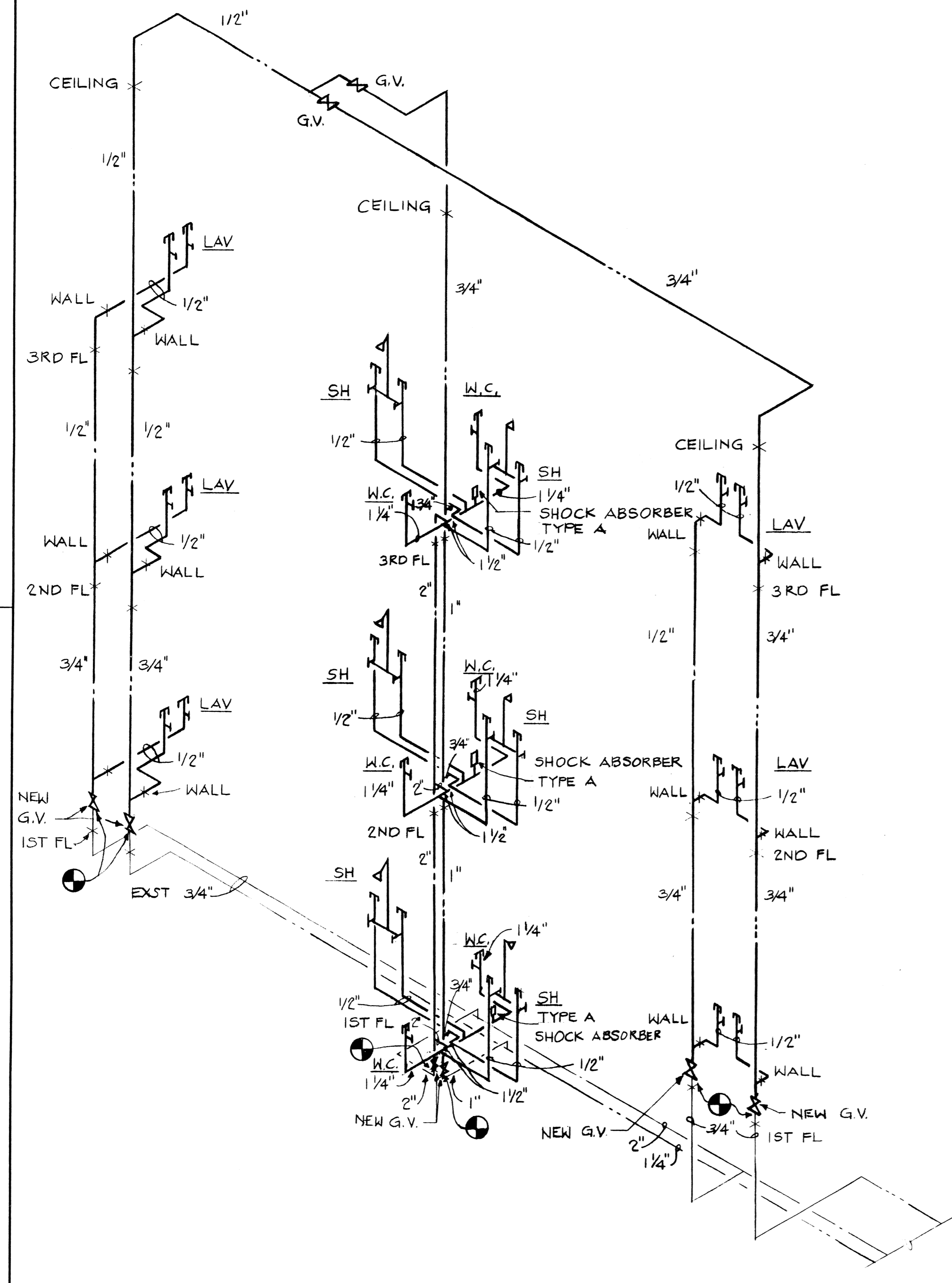
184, 186, 187
1 of 24



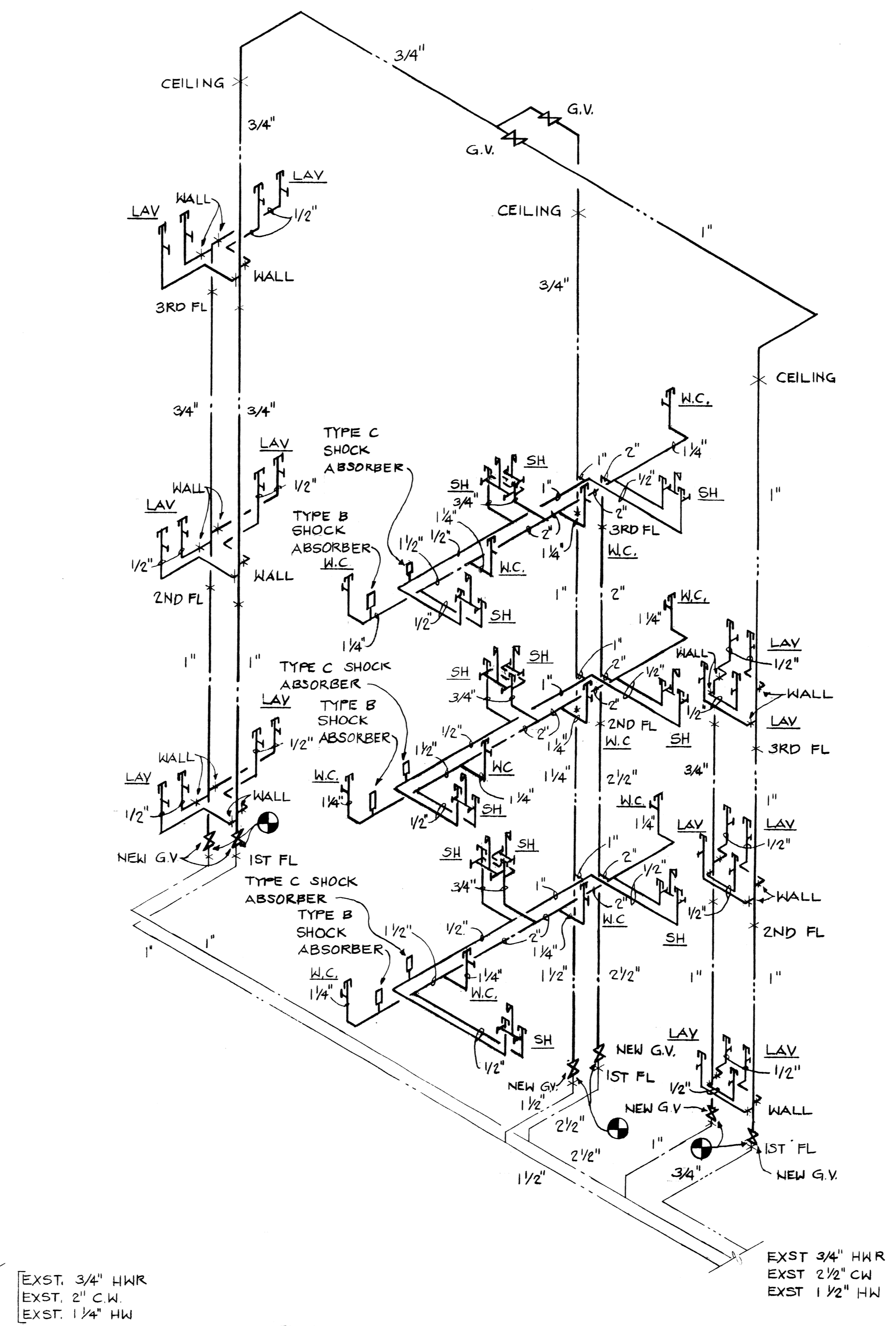

SHOCK ABSORBER SCHEDULE	
TYPE	SIZE (FIXTURE UNITS)
A	16
B	32
C	8

REVISIONS				
ZONE	LTR	DESCRIPTION	DATE	APPROVED

NOTES:
 1. ALL WORK SHOWN ARE NEW EXCEPT THOSE SHOWN AS EXISTING.
 2. EXST HOT AND COLD WATER PIPES ARE COPPER PIPES.



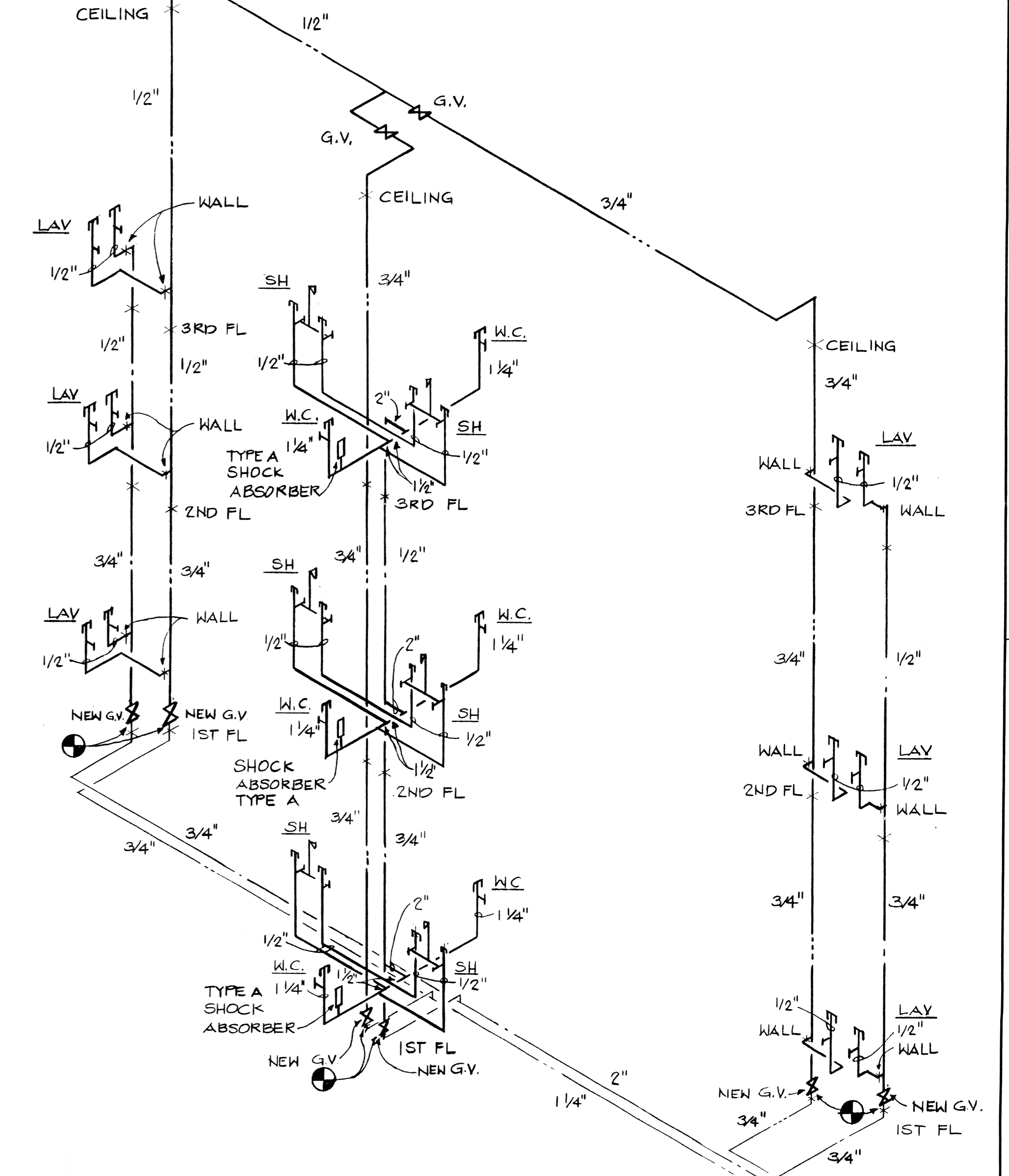
END MODULE
 NEW ISOMETRIC WATER PIPING DIAGRAM
 NOT TO SCALE



INTERIOR MODULE
 NEW ISOMETRIC WATER PIPING DIAGRAM
 NOT TO SCALE

EXST. 3/4" HW
 EXST. 2" C.W.
 EXST. 1 1/4" HW

EXST. 3/4" HW
 EXST. 2 1/2" C.W.
 EXST. 1 1/2" HW



OPPOSITE END MODULE
 NEW ISOMETRIC WATER PIPING DIAGRAM
 NOT TO SCALE

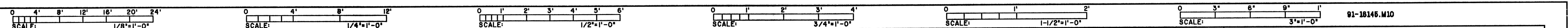
EXST. 3/4" H.W.R.
 EXST. 2" C.W.
 EXST. 1 1/4" H.W.

IF SHEET IS LESS THAN 22" X 34" IT IS A REDUCED PRINT. SCALE REDUCED ACCORDINGLY.

MECH	SHT 10 OF 11	DEPARTMENT OF THE NAVY	NAVAL FACILITIES ENGINEERING COMMAND
DES	31 Jan	PUBLIC WORKS CENTER	
DR	31 Jan	PEARL HARBOR, HAWAII	
CHK	R. B. B. B.	NASBP	BLDG 1784, 1786, 1787
DFPE		RENOVATE BEQ BATHROOMS	
INIT BR MGR	John J. ...	TYP NEW WATER PIPING ISOMETRIC DIAGRAMS	
DIV DIR	...	NAVFAC DRAWING NO	7483906
DEPT HD		CONSTR CONTR NO	NG24 71-12-C-2306
ACE		SCALE:	AS NOTED
APPROVED PER ENDORSEMENT TO PWC CODE 420 MEMO OF 9/14/92	APPROVED	DATE	10/14/92
SATISFACTORY AS TO FUNCTION ROGER ALL	DATE	BY	DIRECTION OF COMMANDING OFFICER
TITLE DSCE NASBP	DATE	SCALE:	AS NOTED
MIO		NAVFAC DRAWING NO	7483906
		CONSTR CONTR NO	NG24 71-12-C-2306
		SCALE:	AS NOTED
		SHEET	19 OF 24
		WR NO	71-16145

7483907

BLDG 1784, 1786, 1787
20 of 24



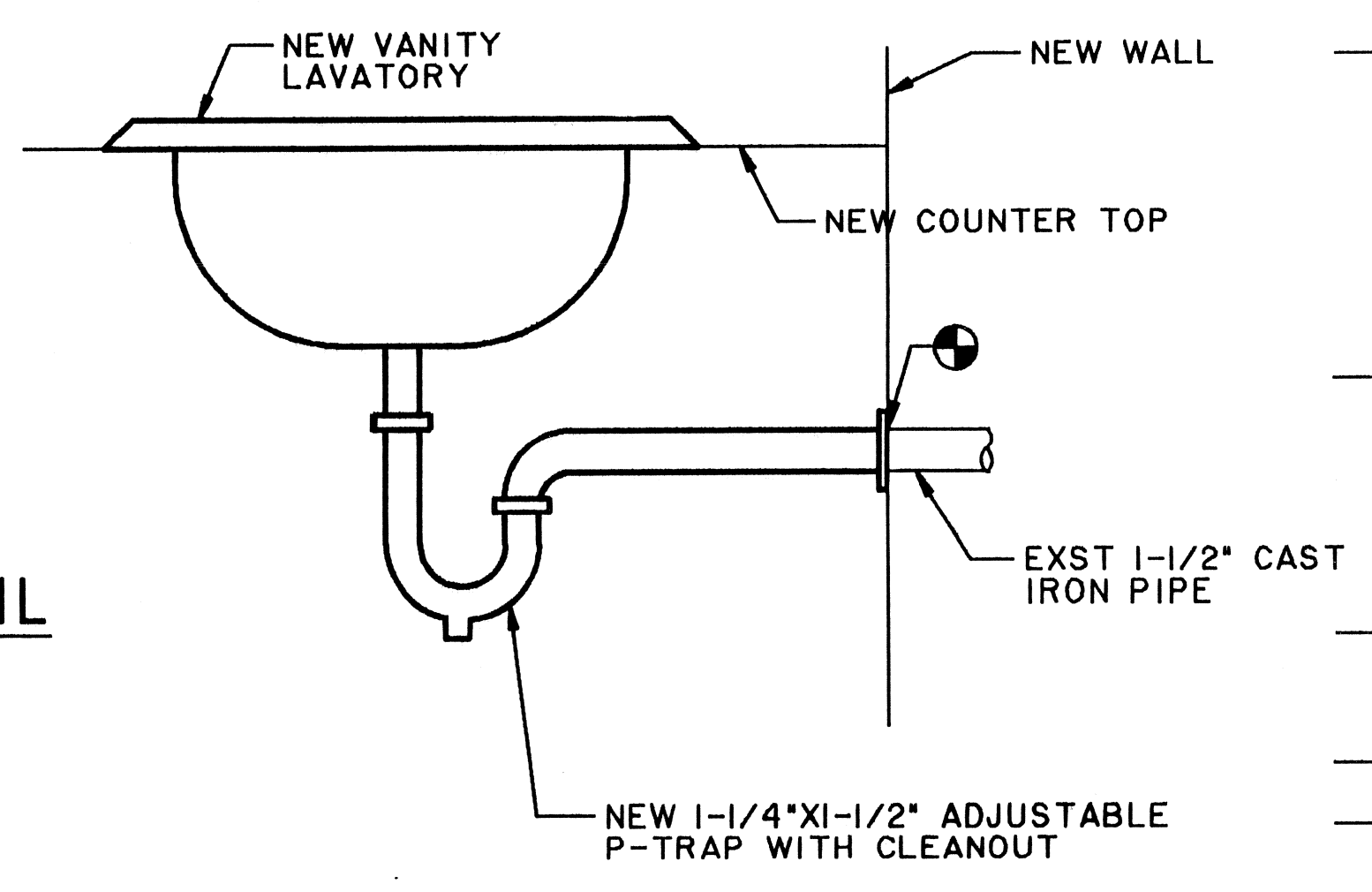
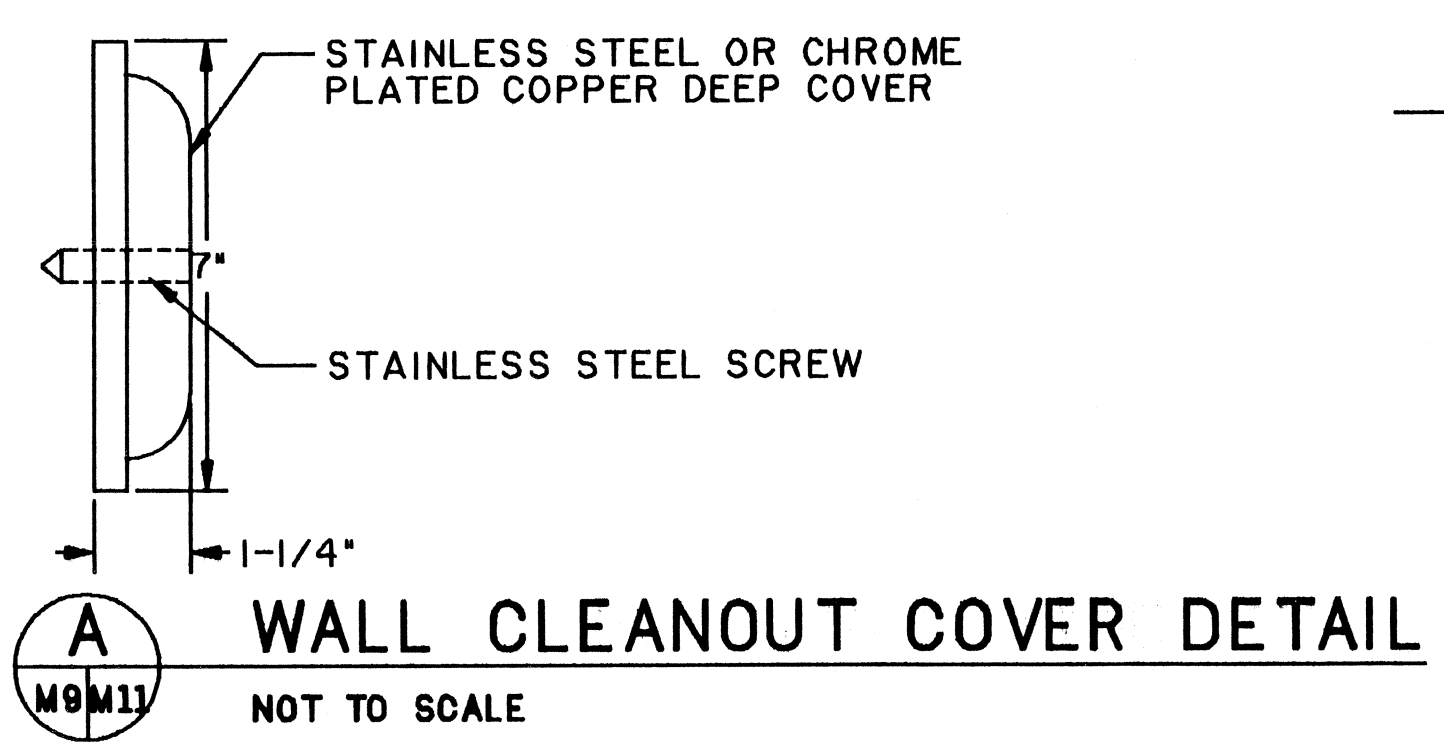
91-18146.M10

REVISIONS				
ZONE	LTR	DESCRIPTION	DATE	APPROVED

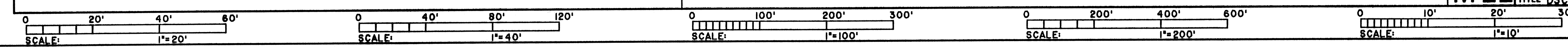
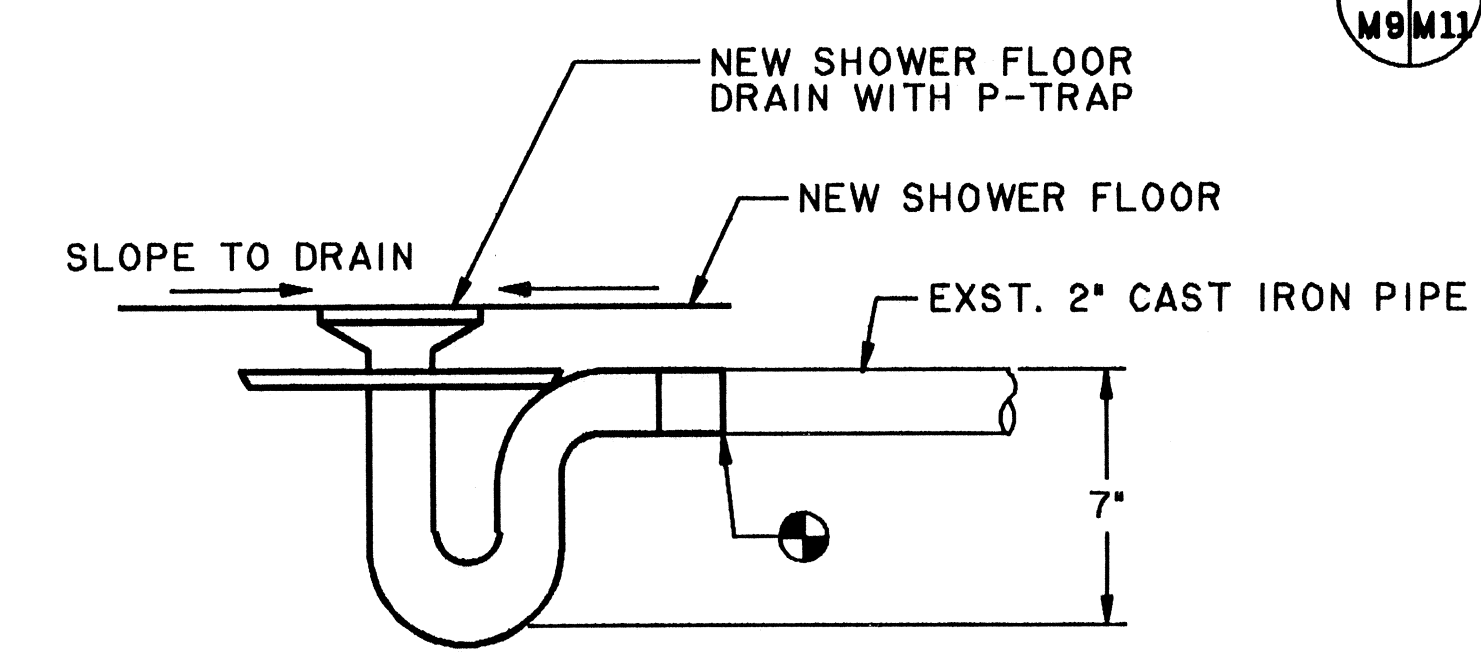
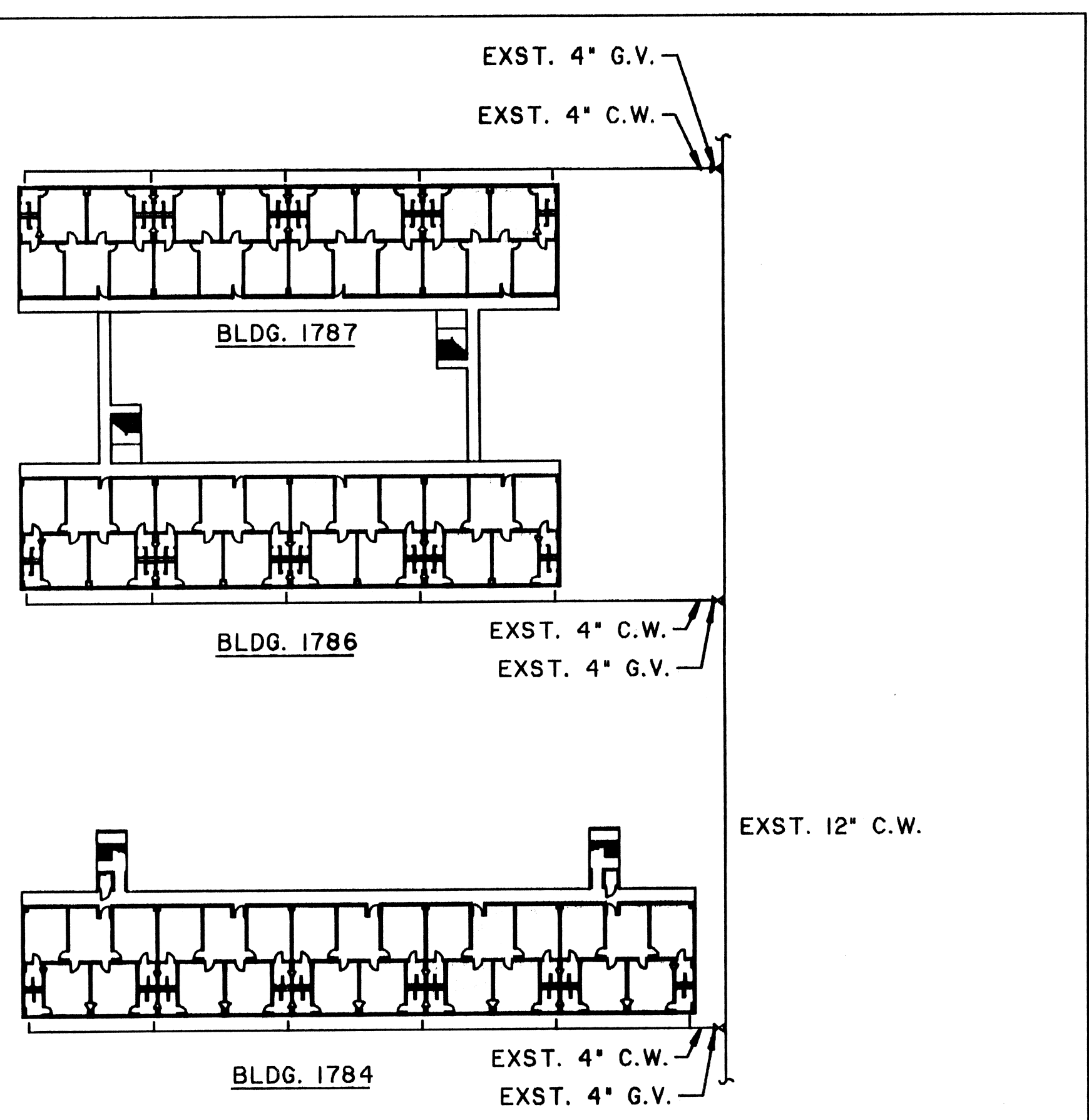
NEW EXHAUST FAN SCHEDULE								
LETTER	TYPE	CFM	S.P.	DRIVE	RPM	MOTOR	REMARKS	SONES (MAX)
EF-1	CENTRIFUGAL SIDE WALL EXHAUST	110	1/8"	DIRECT	1300	1/60 HP, 115 VOLT, 1 PH	PROVIDE BACKDRAFT DAMPER. PROVIDE FAN WITH TIME-DELAY OF A MINIMUM OF 30 MINUTES.	3.0
EF-2	CENTRIFUGAL ROOF EXHAUST	660	1/2"	BELT	900	1/4 HP, 115 VOLT, 1 PH	PROVIDE BACKDRAFT DAMPER.	6.0

MECH LEGEND

- BLDG BUILDING
- CONNECTION BETWEEN NEW AND EXISTING
- CFM CUBIC FEET PER MINUTE
- C.W. COLD WATER
- DEMO. DEMOLITION
- DN DOWN
- EF EXHAUST FAN
- ER EXHAUST REGISTER
- EXST EXISTING
- F.C.O. FLOOR CLEANOUT
- FD FLOOR DRAIN
- FL FLOOR
- G.V. GATE VALVE
- HP HORSEPOWER
- H.W. HOT WATER
- HOT WATER RETURN
- LAV LAVATORY
- NEW WORK
- PH PHASE
- RPM REVOLUTIONS PER MINUTE
- S SEWER
- SH SHOWER
- S.P. STATIC PRESSURE
- TYP. TYPICAL
- V VENT
- VTR VENT THROUGH ROOF
- WCO WALL CLEANOUT
- WC WATER CLOSET



NOTE: HOT AND COLD WATER PIPING NOT SHOWN.

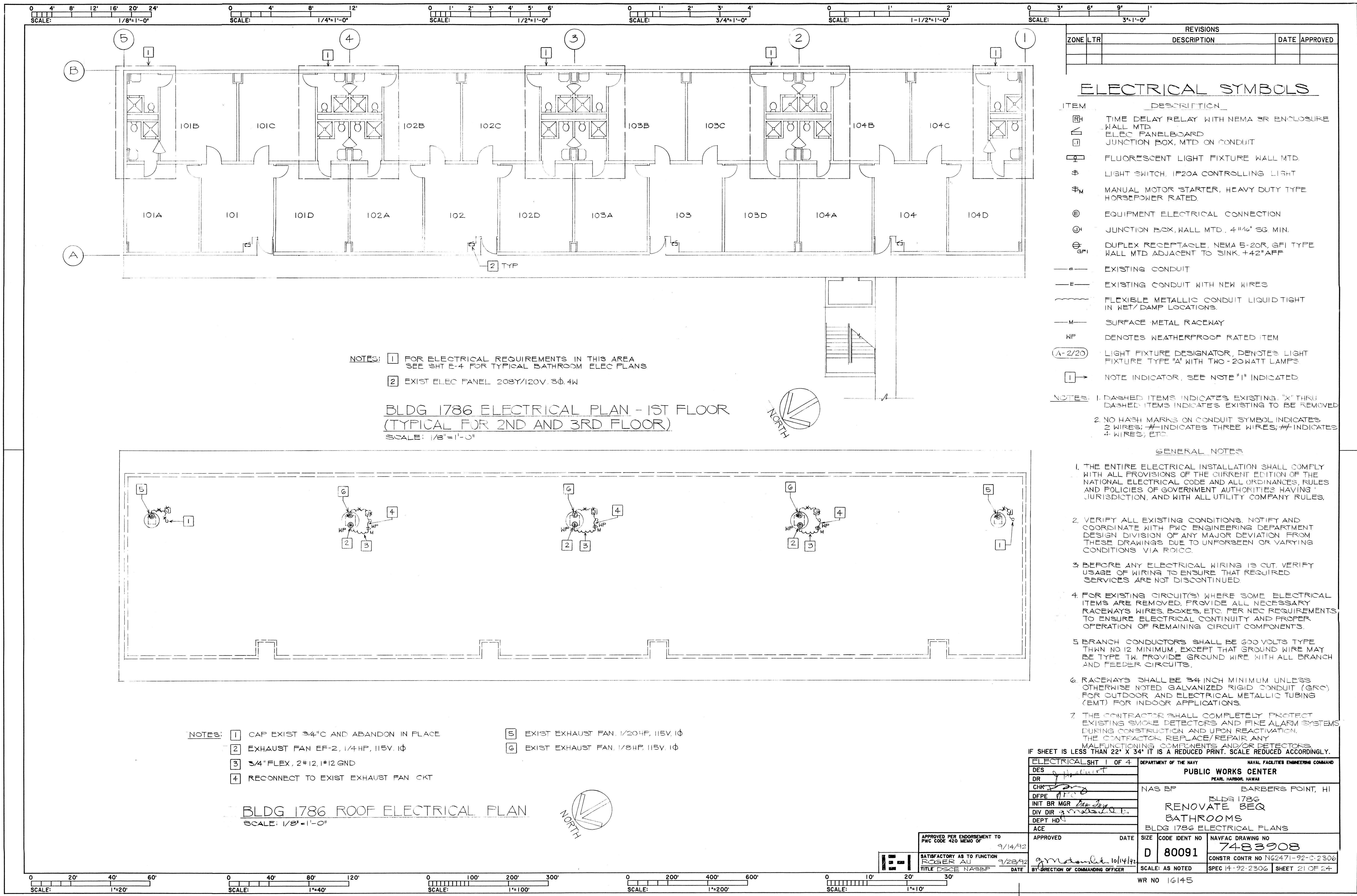


IF SHEET IS LESS THAN 22" X 34" IT IS A REDUCED PRINT. SCALE REDUCED ACCORDINGLY.

MECH	SHT II OF II	DEPARTMENT OF THE NAVY	NAVAL FACILITIES ENGINEERING COMMAND
DES		PUBLIC WORKS CENTER PEARL HARBOR, HAWAII	
DR		NASBP	BARBERS POINT, HI
CHK		BLDG. 1784, 1786 AND 1787	
DFPE		RENOVATE BEQ	
INIT BR MGR		BATHROOMS	
DIV DIR		MECH LEGEND, FAN SCHE, SITE PLAN & DET	
APPROVED PER ENDORSEMENT TO PWC CODE 480 MEMO OF 9/14/92		APPROVED	DATE
SATISFACTORY AS TO FUNCTION		DATE	DATE
ROGER AU		DATE	DATE
TITLE DSCE NASBP		DATE	DATE
M11		DATE	DATE
SCALE: AS NOTED		SCALE: AS NOTED	
WR NO 91-16145		BPEC 14-92-2306 SHEET 20 OF 24	

7483908

BLDG 1786
21 of 24



REVISIONS			
ZONE	LTR	DESCRIPTION	DATE APPROVED

ELECTRICAL SYMBOLS

ITEM	DESCRIPTION
	TIME DELAY RELAY WITH NEMA 3R ENCLOSURE
	WALL MTD
	ELEC PANELBOARD
	JUNCTION BOX, MTD ON CONDUIT
	FLUORESCENT LIGHT FIXTURE WALL MTD.
	LIGHT SWITCH, 1P20A CONTROLLING LIGHT
	MANUAL MOTOR STARTER, HEAVY DUTY TYPE HORSEPOWER RATED
	EQUIPMENT ELECTRICAL CONNECTION
	JUNCTION BOX, WALL MTD, 4" x 6" SQ MIN.
	DUPLEX RECEPTACLE, NEMA 5-20R, GFI TYPE WALL MTD ADJACENT TO SINK, 4-2" AFF
	EXISTING CONDUIT
	EXISTING CONDUIT WITH NEW WIRES
	FLEXIBLE METALLIC CONDUIT LIQUID TIGHT IN WET/DAMP LOCATIONS
	SURFACE METAL RACEWAY
	WP DENOTES WEATHERPROOF RATED ITEM
	(A-2/20) LIGHT FIXTURE DESIGNATOR, DENOTES LIGHT FIXTURE TYPE 'A' WITH TWO 20WATT LAMPS
	1 - NOTE INDICATOR, SEE NOTE '1' INDICATED

NOTES: 1 FOR ELECTRICAL REQUIREMENTS IN THIS AREA SEE SHT E-4 FOR TYPICAL BATHROOM ELEC PLANS
 2 EXIST ELEC PANEL 208Y/120V, 3Ø, 4W

BLDG 1786 ELECTRICAL PLAN - 1ST FLOOR
 (TYPICAL FOR 2ND AND 3RD FLOOR)
 SCALE: 1/8" = 1'-0"

NOTES: 1 DASHED ITEMS INDICATES EXISTING, "X" THRU DASHED ITEMS INDICATES EXISTING TO BE REMOVED
 2 NO HASH MARKS ON CONDUIT SYMBOL INDICATES 2 WIRES; # - INDICATES THREE WIRES; ## - INDICATES 4 WIRES, ETC

GENERAL NOTES

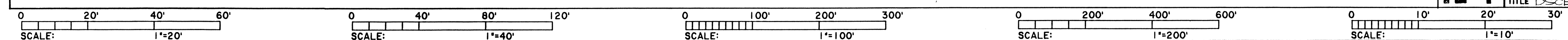
1. THE ENTIRE ELECTRICAL INSTALLATION SHALL COMPLY WITH ALL PROVISIONS OF THE CURRENT EDITION OF THE NATIONAL ELECTRICAL CODE AND ALL ORDINANCES, RULES AND POLICIES OF GOVERNMENT AUTHORITIES HAVING JURISDICTION, AND WITH ALL UTILITY COMPANY RULES.
2. VERIFY ALL EXISTING CONDITIONS. NOTIFY AND COORDINATE WITH PWC ENGINEERING DEPARTMENT DESIGN DIVISION OF ANY MAJOR DEVIATION FROM THESE DRAWINGS DUE TO UNFORSEEN OR VARYING CONDITIONS VIA ROICC.
3. BEFORE ANY ELECTRICAL WIRING IS CUT, VERIFY USAGE OF WIRING TO ENSURE THAT REQUIRED SERVICES ARE NOT DISCONTINUED.
4. FOR EXISTING CIRCUIT(S) WHERE SOME ELECTRICAL ITEMS ARE REMOVED, PROVIDE ALL NECESSARY RACEWAYS, WIRES, BOXES, ETC. PER NEC REQUIREMENTS TO ENSURE ELECTRICAL CONTINUITY AND PROPER OPERATION OF REMAINING CIRCUIT COMPONENTS.
5. BRANCH CONDUCTORS SHALL BE 600 VOLTS TYPE THHN NO 12 MINIMUM, EXCEPT THAT GROUND WIRE MAY BE TYPE TW. PROVIDE GROUND WIRE WITH ALL BRANCH AND FEEDER CIRCUITS.
6. RACEWAYS SHALL BE 3/4 INCH MINIMUM UNLESS OTHERWISE NOTED. GALVANIZED RIGID CONDUIT (GRG) FOR OUTDOOR AND ELECTRICAL METALLIC TUBING (EMT) FOR INDOOR APPLICATIONS.
7. THE CONTRACTOR SHALL COMPLETELY PROTECT EXISTING SMOKE DETECTORS AND FIRE ALARM SYSTEMS DURING CONSTRUCTION AND UPON REACTIVATION. THE CONTRACTOR REPLACE/REPAIR ANY MALFUNCTIONING COMPONENTS AND/OR DETECTORS.

IF SHEET IS LESS THAN 22" X 34" IT IS A REDUCED PRINT. SCALE REDUCED ACCORDINGLY.

NOTES: 1 CAP EXIST 3/4"Ø AND ABANDON IN PLACE
 2 EXHAUST FAN EF-2, 1/4 HP, 115V, 1Ø
 3 3/4" FLEX, 2#12, 1#12 GND
 4 RECONNECT TO EXIST EXHAUST FAN CKT
 5 EXIST EXHAUST FAN, 1/20HP, 115V, 1Ø
 6 EXIST EXHAUST FAN, 1/8HP, 115V, 1Ø

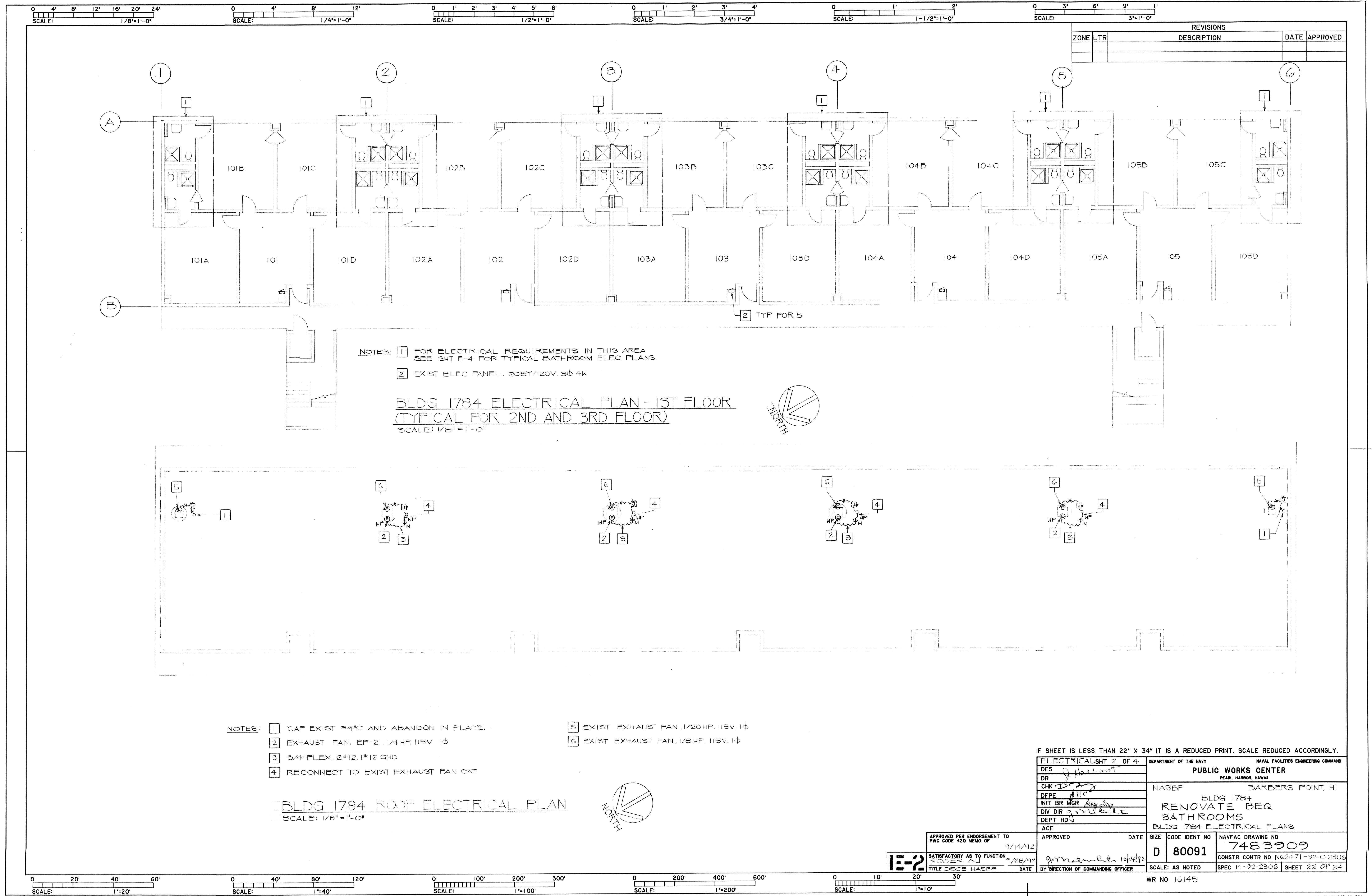
BLDG 1786 ROOF ELECTRICAL PLAN
 SCALE: 1/2" = 1'-0"

APPROVED PER ENDORSEMENT TO PWC CODE 420 MEMO OF	9/14/92	APPROVED	DATE	SIZE	CODE IDENT NO	NAVFAC DRAWING NO
SATISFACTORY AS TO FUNCTION	ROGER AU	9/23/92		D	80091	7483908
TITLE DSCG NABBP		DATE	BY	DIRECTION OF COMMANDING OFFICER	SCALE: AS NOTED	CONSTR CONTR NO N62471-92-C-2306
						SPEC 14-92-2306 SHEET 21 OF 24



7483909

BLDG 1784
22 of 24

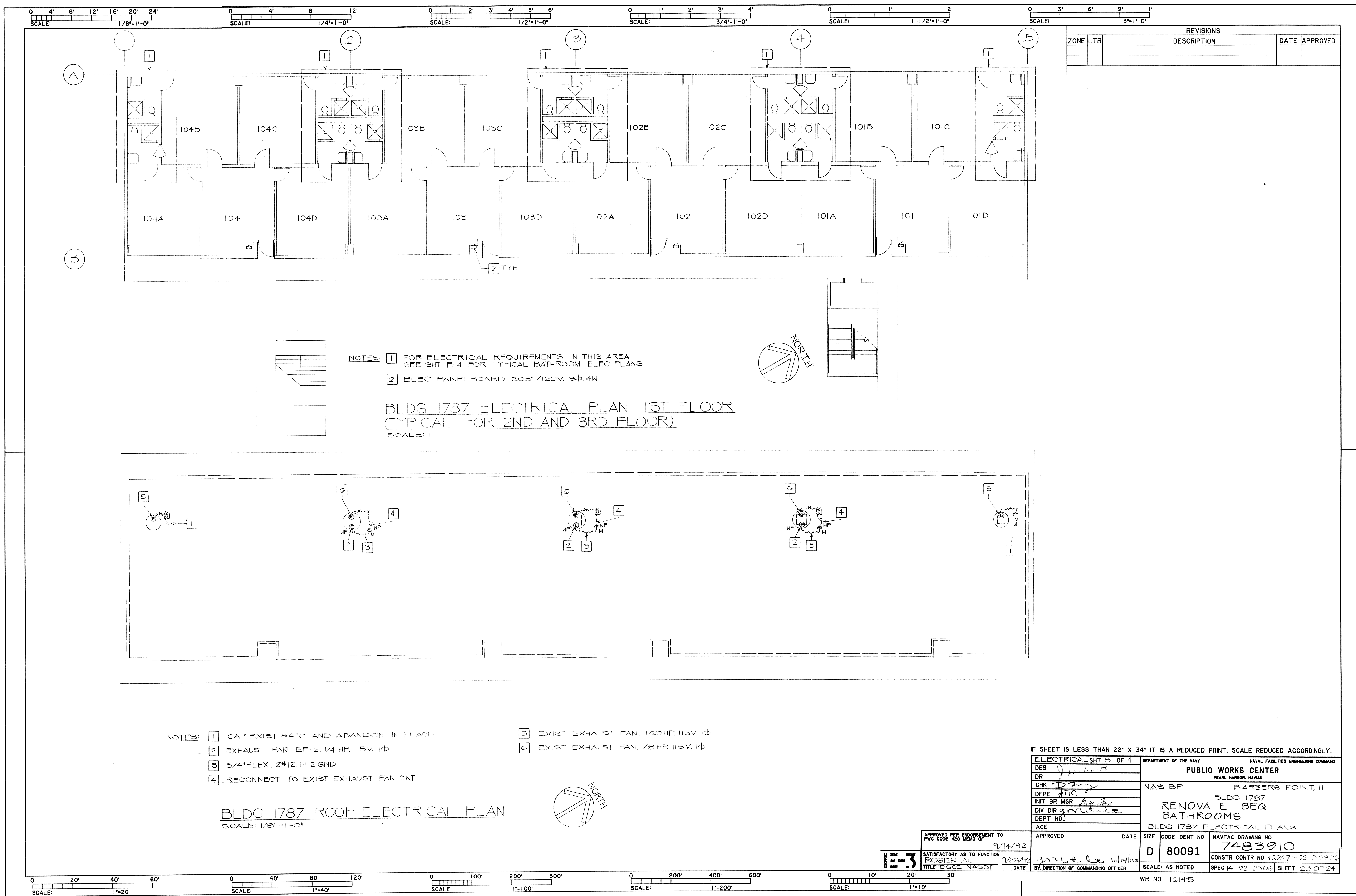


IF SHEET IS LESS THAN 22" X 34" IT IS A REDUCED PRINT. SCALE REDUCED ACCORDINGLY.

ELECTRICAL SHIT 2 OF 4		DEPARTMENT OF THE NAVY	
DES	J. J. [Signature]	PUBLIC WORKS CENTER	
DR		PEARL HARBOR, HAWAII	
CHK	[Signature]	NASBP	BARBERS POINT, HI
DFPE	[Signature]	BLDG 1784	
INIT BR MGR	[Signature]	RENOVATE BEQ	
DIV DIR	[Signature]	BATHROOMS	
DEPT HD	[Signature]	BLDG 1784 ELECTRICAL PLANS	
ACE		APPROVED	DATE
		[Signature]	10/14/12
APPROVED PER ENDORSEMENT TO PWC CODE 420 MEMO OF	9/14/12	SIZE	CODE IDENT NO
SATISFACTORY AS TO FUNCTION	1/28/12	D	80091
TITLE DSCE NASBP	DATE	BY	DIRECTION OF COMMANDING OFFICER
		[Signature]	
		SCALE:	AS NOTED
		WR NO	16145

7483910

BLDG 1787
23 of 24



REVISIONS				
ZONE	LTR	DESCRIPTION	DATE	APPROVED

NOTES: 1 FOR ELECTRICAL REQUIREMENTS IN THIS AREA SEE SHT E-4 FOR TYPICAL BATHROOM ELEC PLANS
 2 ELEC PANELBOARD 208Y/120V, 3Φ 4W

BLDG 1737 ELECTRICAL PLAN - 1ST FLOOR
 (TYPICAL FOR 2ND AND 3RD FLOOR)
 SCALE: 1

NOTES: 1 CAP EXIST 3/4" C AND ABANDON IN PLACE
 2 EXHAUST FAN EP-2, 1/4 HP, 115V, 1Φ
 3 3/4" FLEX, 2#12, 1#12 GND
 4 RECONNECT TO EXIST EXHAUST FAN CKT

5 EXIST EXHAUST FAN, 1/20HP, 115V, 1Φ
 6 EXIST EXHAUST FAN, 1/2 HP, 115V, 1Φ

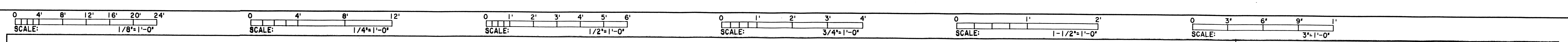
BLDG 1787 ROOF ELECTRICAL PLAN
 SCALE: 1/8" = 1'-0"

IF SHEET IS LESS THAN 22" X 34" IT IS A REDUCED PRINT. SCALE REDUCED ACCORDINGLY.

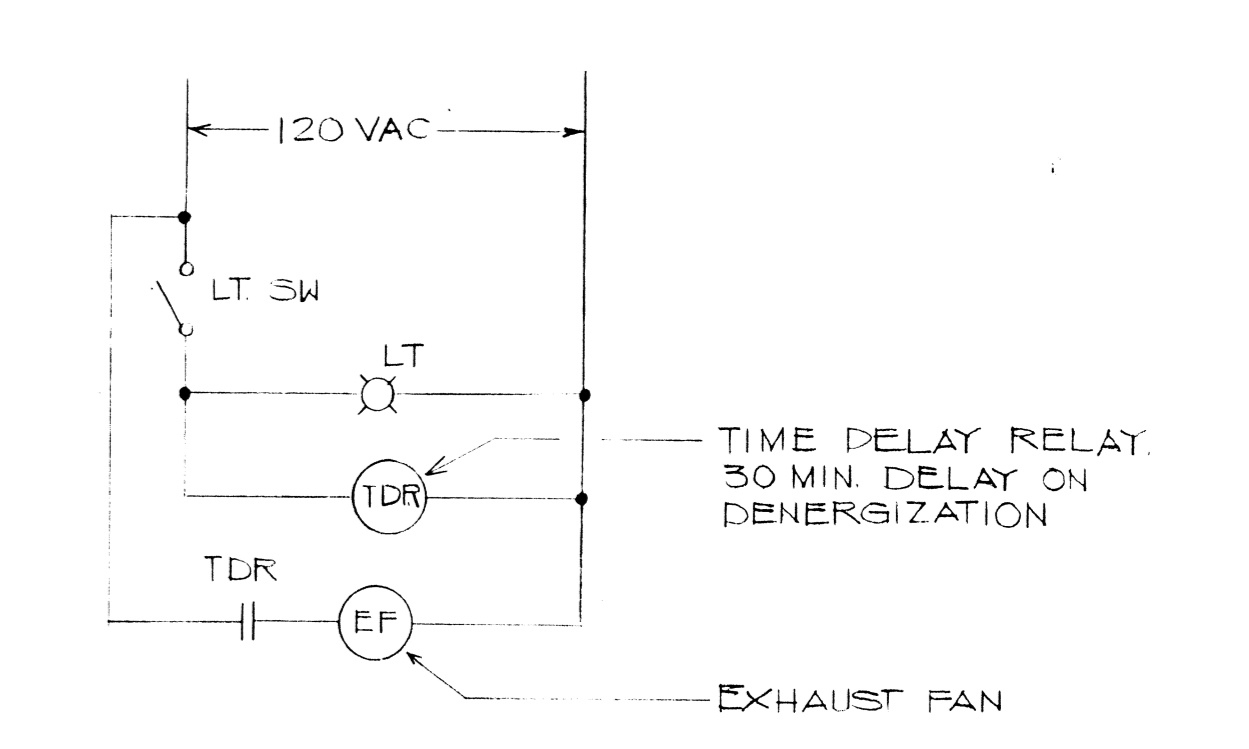
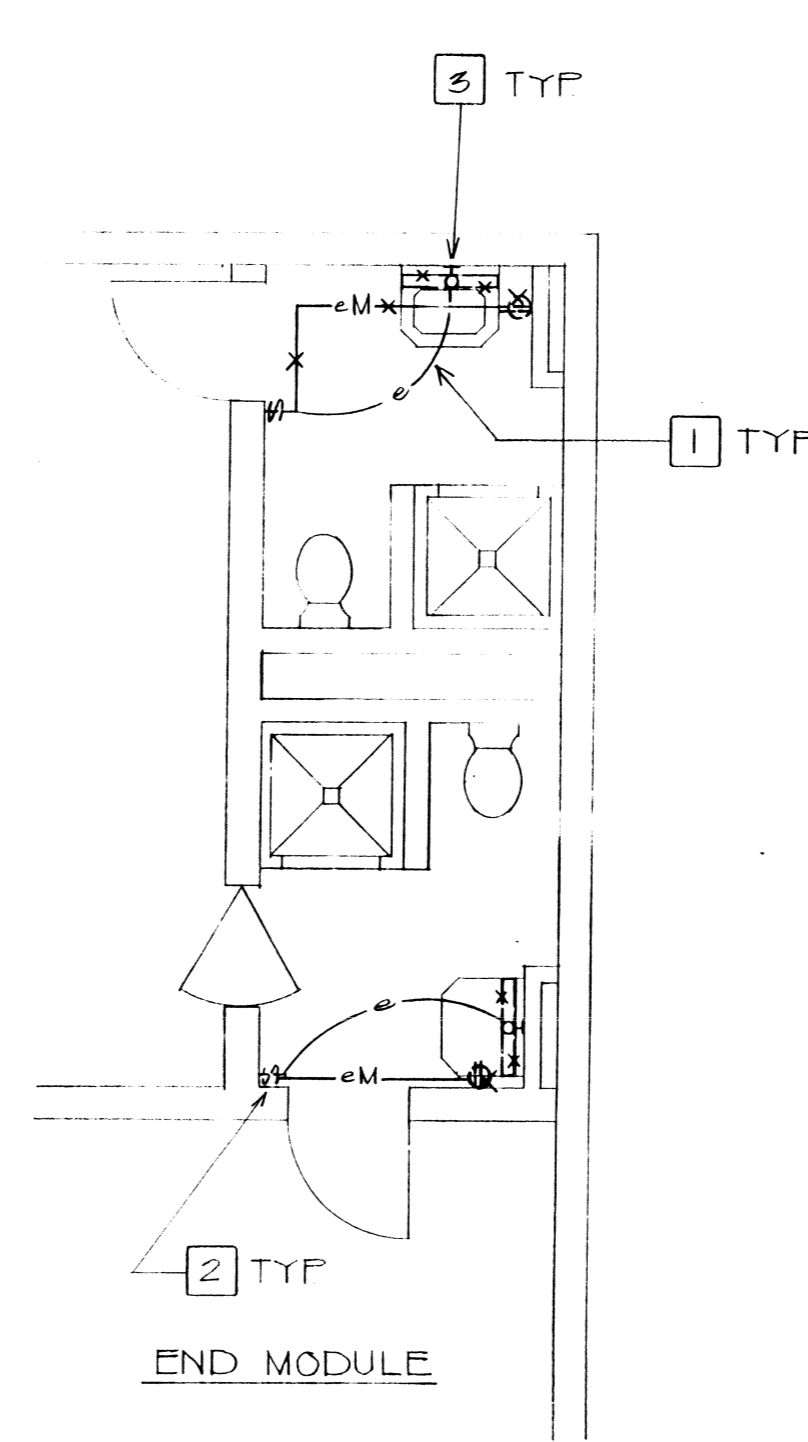
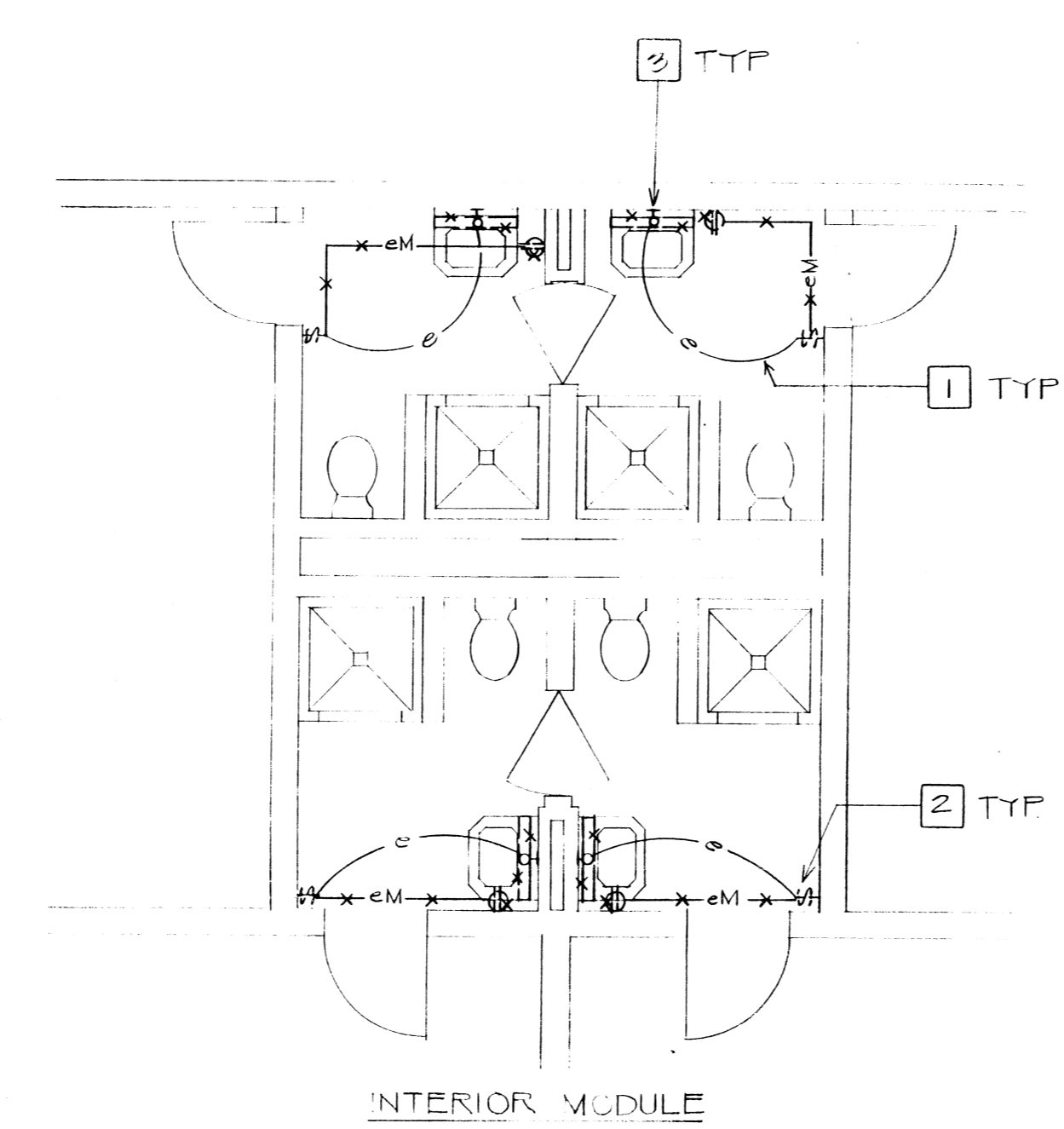
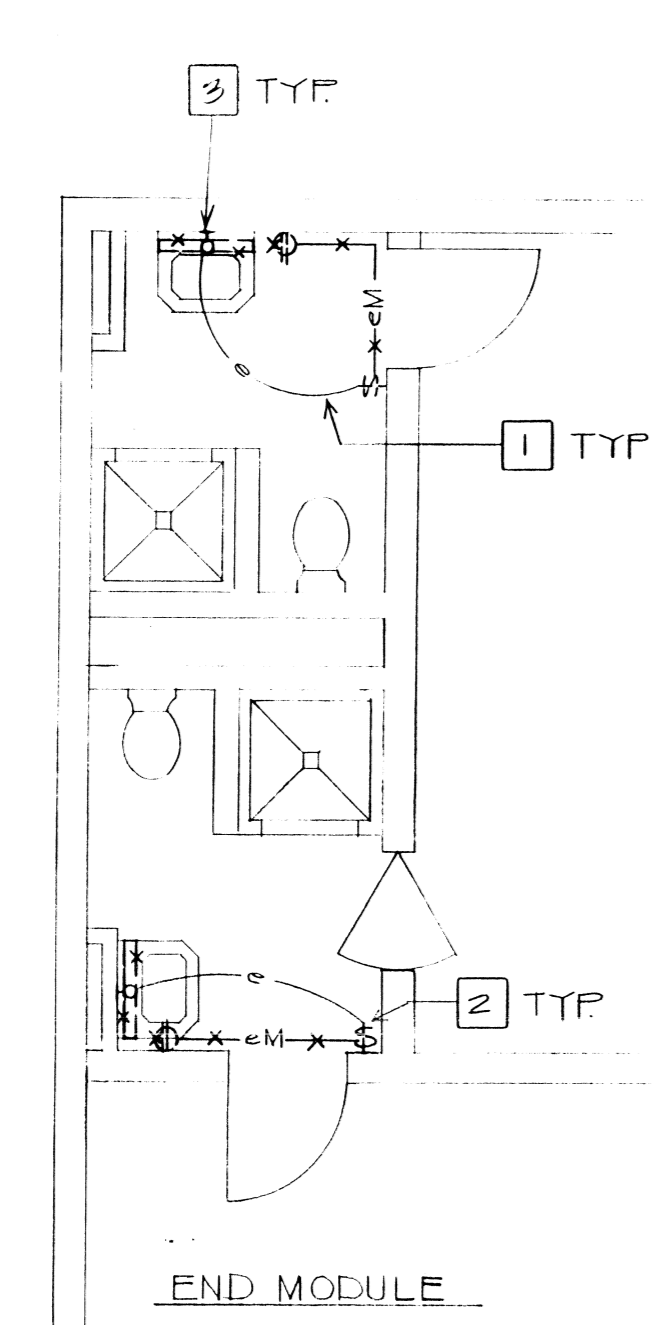
ELECTRICAL SHT 3 OF 4		DEPARTMENT OF THE NAVY		NAVAL FACILITIES ENGINEERING COMMAND	
DES: J. [Signature]		PUBLIC WORKS CENTER			
DR: [Signature]		PEARL HARBOR, HAWAII			
CHK: [Signature]		NAS BP BARBERS POINT, HI			
DFPE: [Signature]		BLDG 1787			
INIT BR MGR: [Signature]		RENOVATE BEQ			
DIV DIR: [Signature]		BATHROOMS			
DEPT HDJ: [Signature]		BLDG 1787 ELECTRICAL PLANS			
ACE: [Signature]		APPROVED	DATE	SIZE	CODE IDENT NO
APPROVED PER ENDORSEMENT TO PWC CODE 420 MEMO OF 9/14/92		[Signature]	9/14/92	D	80091
SATISFACTORY AS TO FUNCTION ROGER AU 1/28/92		BY: [Signature] 10/14/12		NAVFAC DRAWING NO 7483910	
TITLE DSCE NASSBF DATE		BY: DIRECTION OF COMMANDING OFFICER		CONSTR CONTR NO NG2471-22-C 230X	
SCALE: AS NOTED		SCALE: AS NOTED		SPEC 4-92-230X SHEET 23 OF 24	

7483911

BLDG 1784, 1786, 1787
24 of 24



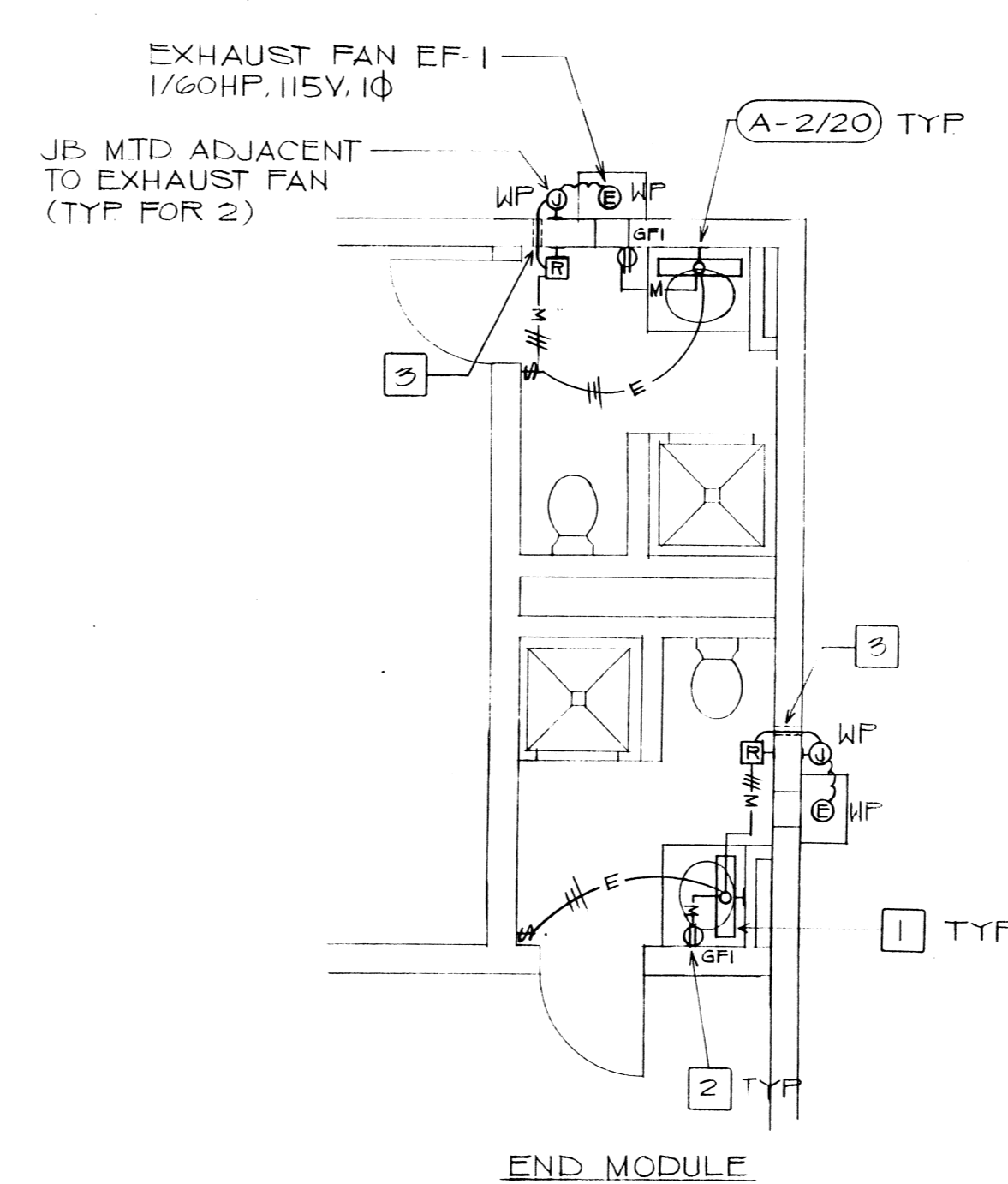
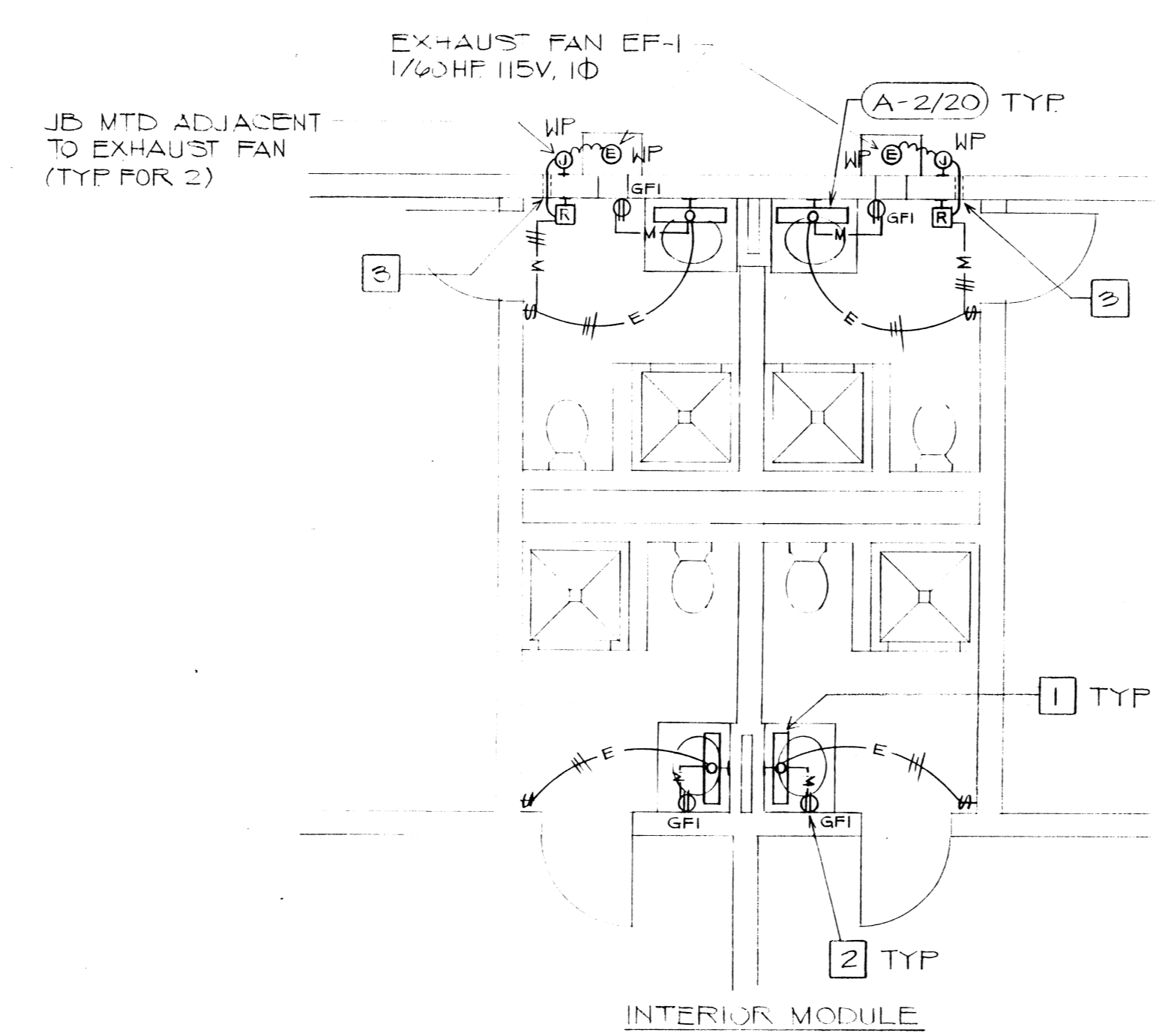
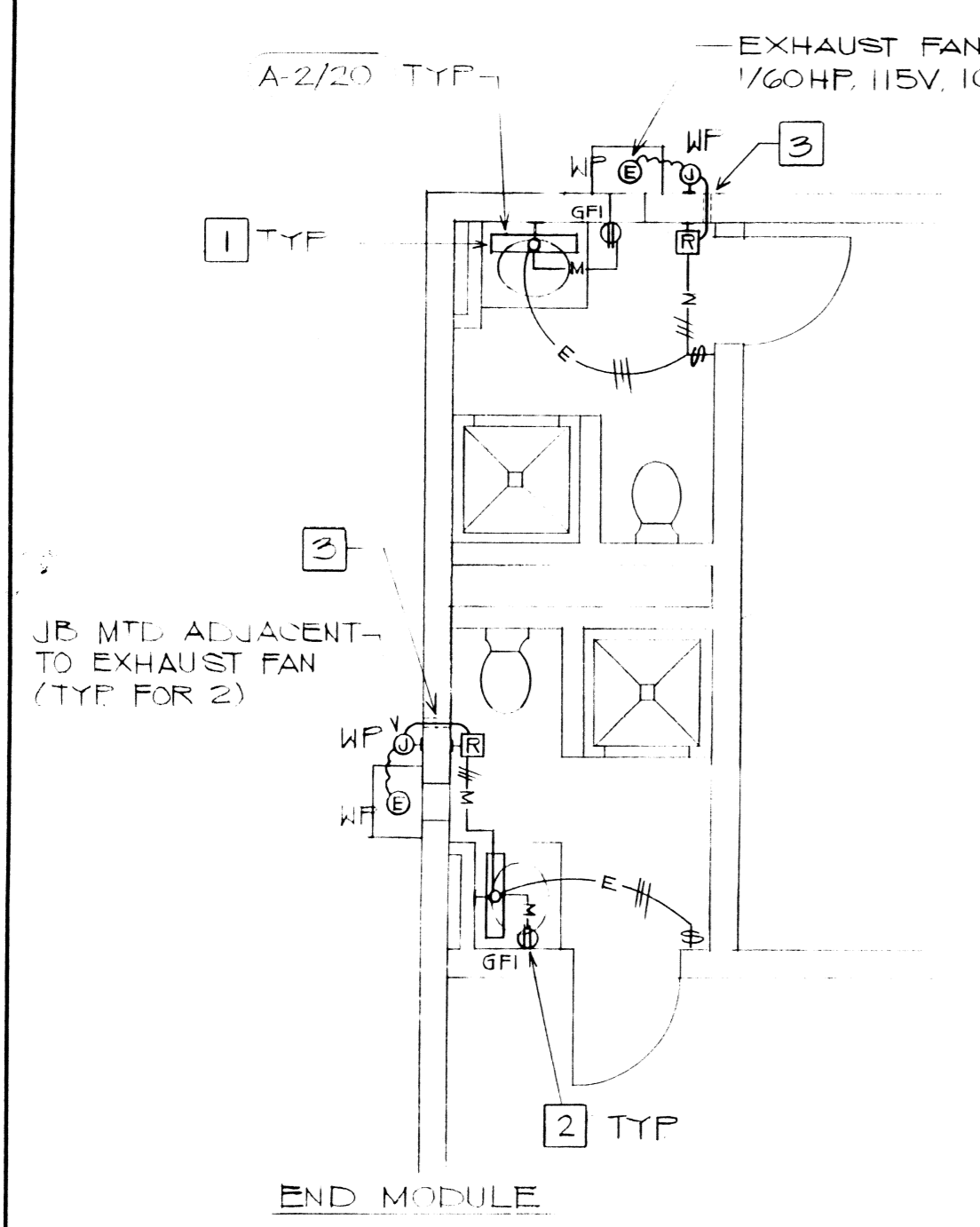
REVISIONS			
ZONE	LTR	DESCRIPTION	DATE APPROVED



TYPICAL EXHAUST FAN EF-1 CONTROL DIAGRAM

- NOTES:
- 1 REMOVE EXIST WIRES FROM CONDUIT, CONDUIT TO BE REUSED
 - 2 REMOVE EXIST SWITCH AND COVERPLATE AND PROVIDE NEW SWITCH AND COVERPLATE
 - 3 REMOVE BALLASTS FROM LIGHT FIXTURES AND DISPOSE AS POLYCHLORINATED BIPHENYLS (PCB) PER SPECIFICATION SECTION 020701

BATHROOM ELEC DEMOLITION PLAN - 1ST FLOOR
(TYPICAL FOR 2ND AND 3RD FLOOR)



- NOTES:
- 1 RECONNECT LIGHTS TO EXIST LIGHTING CKT.
 - 2 RECONNECT RECEPTACLE TO UNSWITCHED SIDE OF EXIST LIGHTING CIRCUIT
 - 3 CORE DRILL EXIST CMU WALL FOR NEW CONDUIT, REPAIR CMU WALL TO MATCH ADJACENT SURFACE

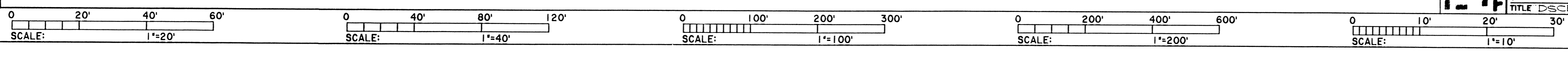
BATHROOM ELECTRICAL PLAN - 1ST FLOOR
(TYPICAL FOR 2ND AND 3RD FLOOR)

LIGHT FIXTURE SCHEDULE

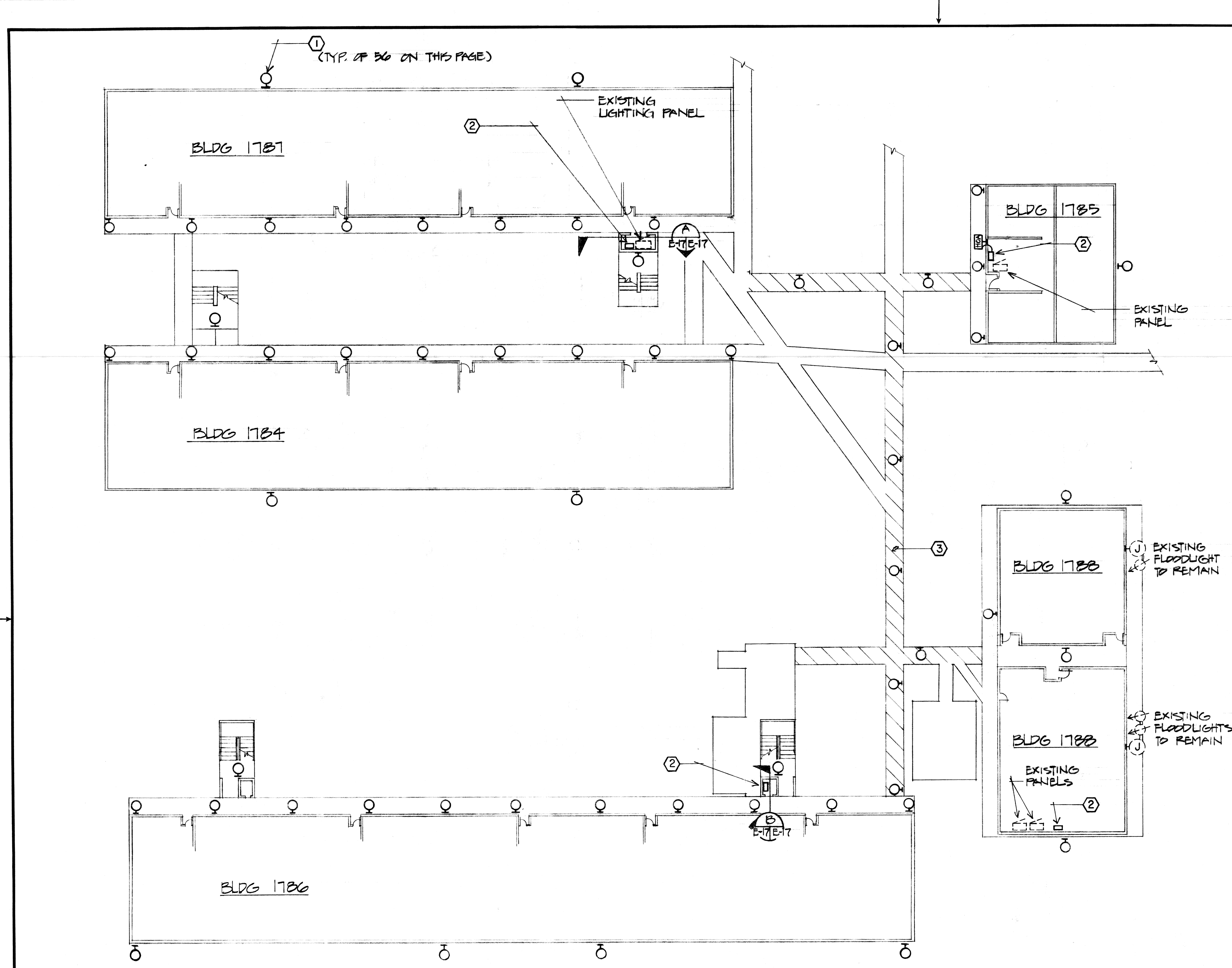
TYPE	LAMPS	MTG	DESCRIPTION	MANUF OR APPROVED EQUAL
A	2- F20T12 RS CN ES	WALL MTD	FLUORESCENT 5 1/8" X 4 1/4" D X 24 1/2" L, CLEAR PRISMATIC + 1/2" ABOVE ACRYLIC DIFFUSER, ALUM. MIRROR HOUSING W/ BAKED WHITE ENAMEL FINISH, 120V ENERGY SAVING BALLAST	PRUDENTIAL P-1220 SERIES

IF SHEET IS LESS THAN 22" X 34" IT IS A REDUCED PRINT. SCALE REDUCED ACCORDINGLY.

ELECTRICAL SHT 4 OF 4		DEPARTMENT OF THE NAVY		NAVAL FACILITIES ENGINEERING COMMAND	
DES: [Signature]		PUBLIC WORKS CENTER		PEARL HARBOR, HAWAII	
DR: [Signature]		NASSBP	BARBERS POINT, HI		
CHK: [Signature]		BLDG 1784, 1786 & 1787			
DFPE: [Signature]		RENOVATE BEG			
INIT BR MGR: [Signature]		BATHROOMS			
DIV DIR: [Signature]		TYPICAL BATHROOM ELEC PLANS			
DEPT HD: [Signature]		APPROVED	DATE	SIZE	CODE IDENT NO
ACE		[Signature]	10/14/12	D	80091
APPROVED PER ENDORSEMENT TO PWC CODE 420 MEMO OF 9/14/12		SATISFACTORY AS TO FUNCTION ROGER AU 9/28/12		NAVFAC DRAWING NO 7483911	
TITLE DCSB NASSBP		DATE		CONSTR CONTR NO NG2471-92-C-2306	
BY: [Signature]		DATE		SCALE: AS NOTED	
BY: DIRECTION OF COMMANDING OFFICER		DATE		SPEC 14-92-2306 SHEET 24 OF 24	
WR NO 16145					



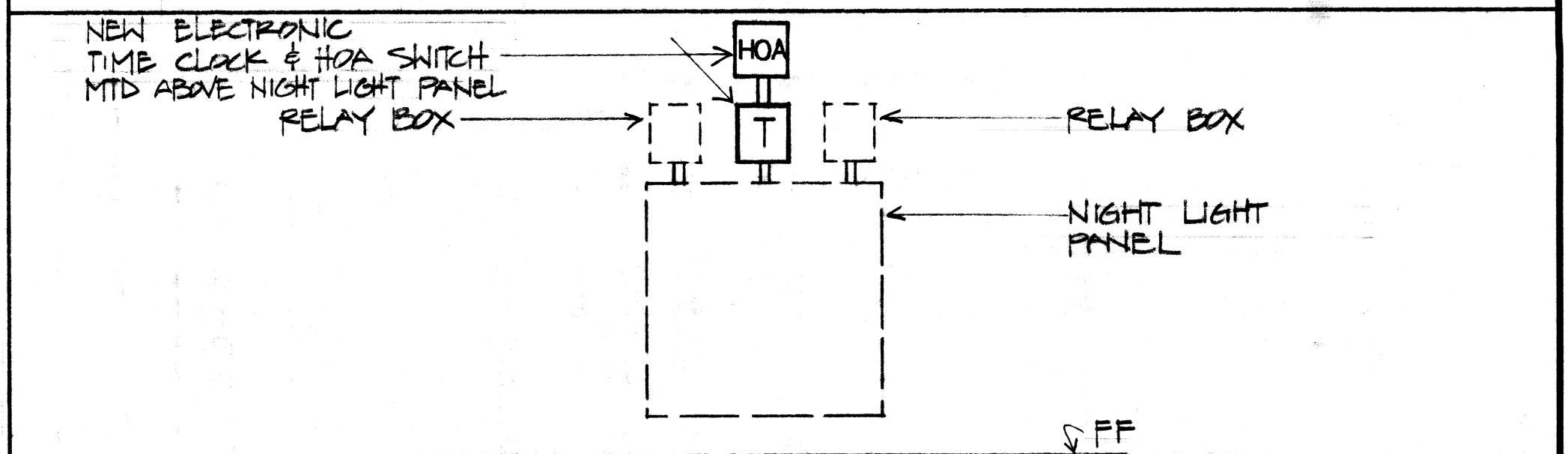
7474746
 (EAP) BLDG. 1784-1788
 17 of 20



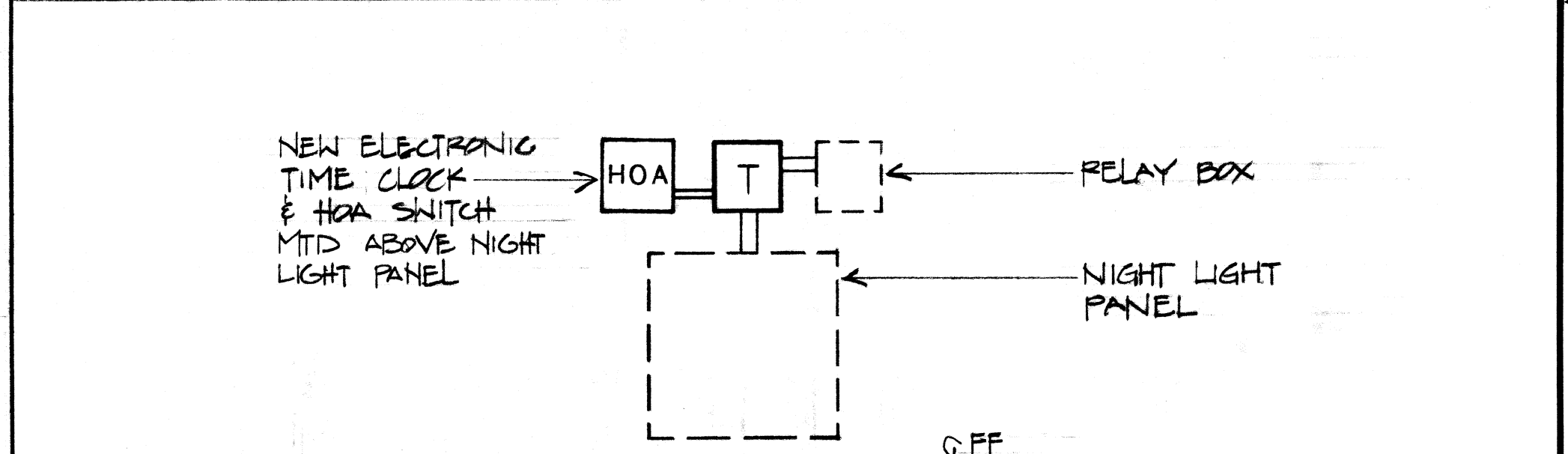
17 BLDG 1784-1788
 FIRST FLOOR EXTERIOR LIGHTING RENOVATION PLAN
 SCALE: 1/16" = 1'-0"

REVISIONS				
LTR	DESCRIPTION	PREP BY	DATE	APPROVED

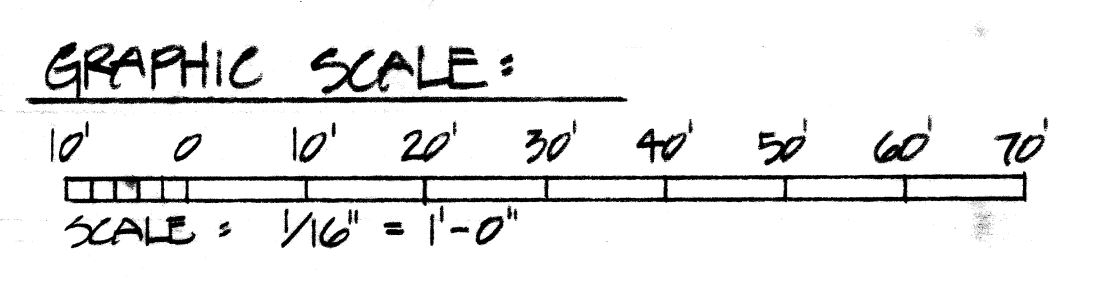
NOTES:
 ① REMOVE EXISTING INCANDESCENT LIGHT FIXTURE. PROVIDE NEW TYPE R FLUORESCENT FIXTURE.
 ② REMOVE EXISTING TIME CLOCK. PROVIDE NEW ELECTRONIC TIME CLOCK, MINIMUM 10 HOUR BATTERY BACKUP, BATTERY CHARGER, ASTRONOMICAL CORRECTION, SURGE PROTECTION. SEE SHEET E-18 FOR CONTROL WIRING DIAGRAM. PROVIDE HOA SWITCH.
 ③ HATCHED AREA INDICATES COVERED WALKWAY




A ELECTRICAL ROOM ELEVATION DIAGRAM
 E-17E-17 NOT TO SCALE



B ELECTRICAL ROOM ELEVATION DIAGRAM
 E-17E-17 NOT TO SCALE



The Contractor will be responsible for coordinating the work among the various trades as necessary to avoid conflicts and to insure the installation of all work within the available space.
 IF SHEET IS LESS THAN (22" X 34") IT IS A REDUCED PRINT - SCALE REDUCED ACCORDINGLY



APPROVED PER ENDORSEMENT TO PNC CODE 420 MEMO OF 18 NOV. 87

APPROVED DATE 12 DEC 87
 JERRY LEO
 TITLE ELEC. ENG.

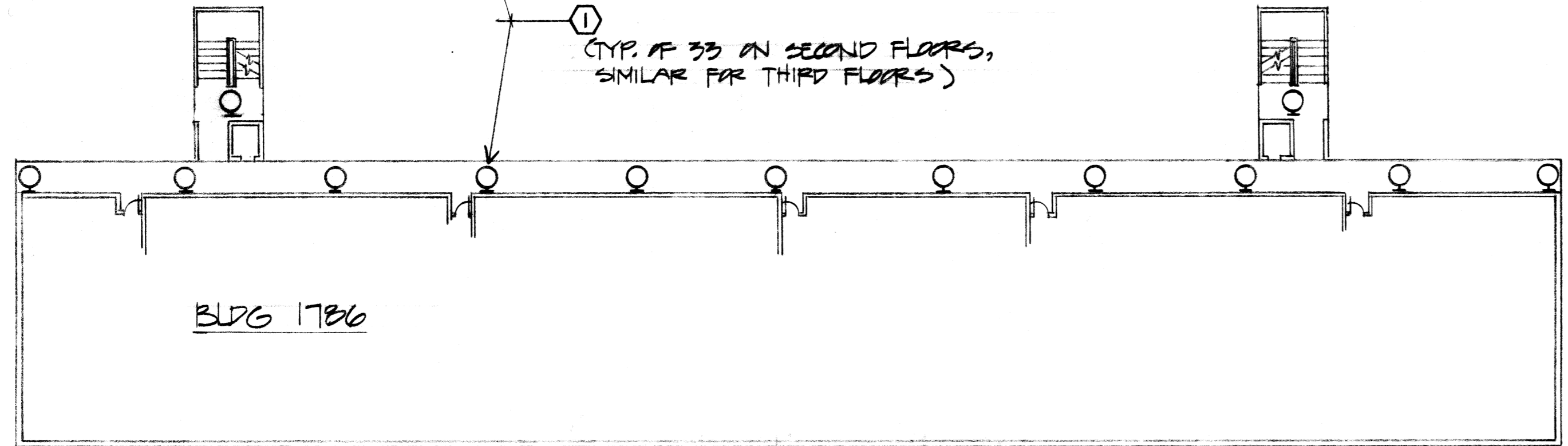
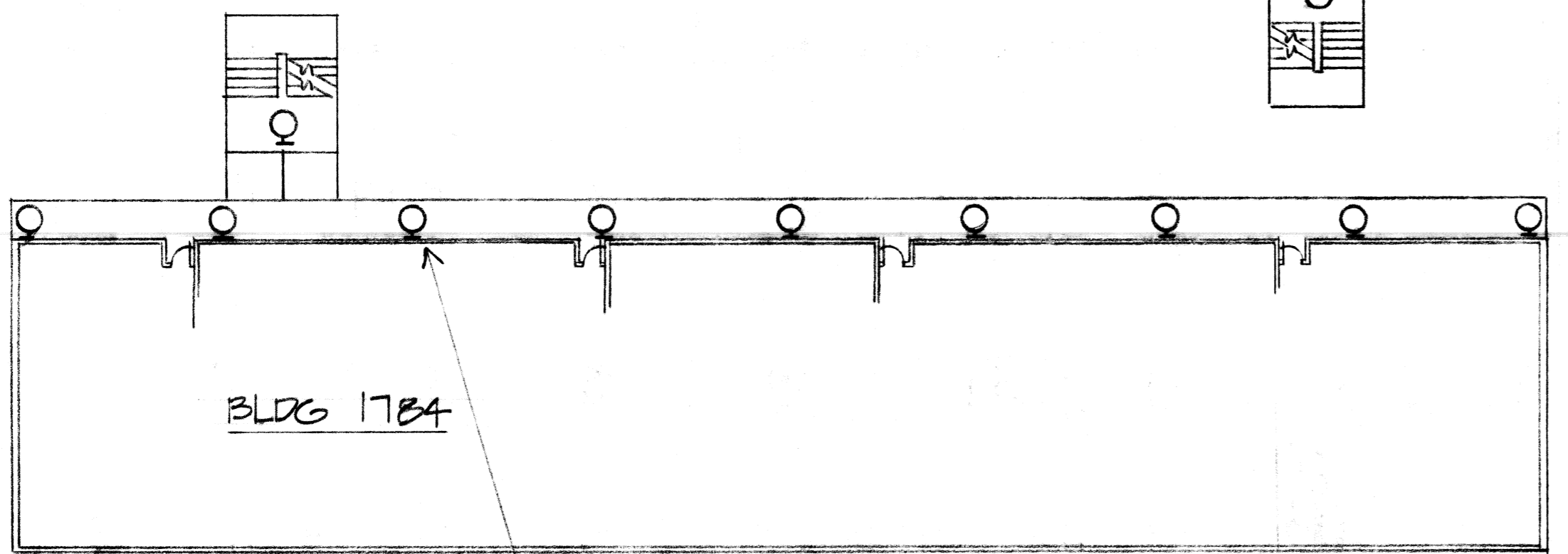
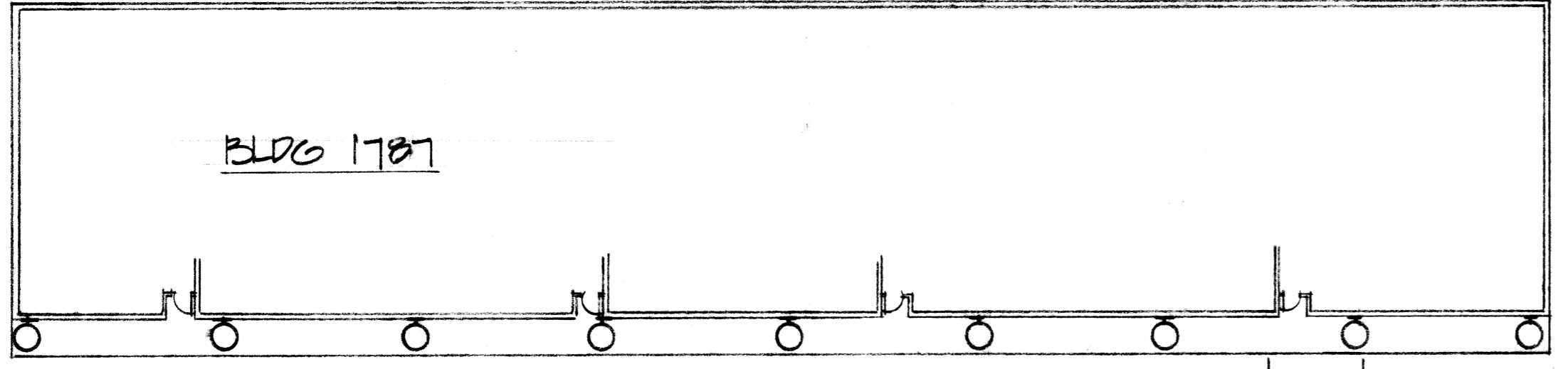
PLANNING, ENGINEERING & RESEARCH 128 S. SCHOOL ST. HON. HI. DES BY DA CK CHK SM SUPV SM CH ENG SM SUBMITTED BY DATE PNC MEMBER (TITLE) VP	DEPARTMENT OF THE NAVY NAVAL FACILITIES ENGINEERING COMMAND PUBLIC WORKS CENTER PEARL HARBOR, HAWAII NAFAC BARBERS POINT, HAWAII SPECIAL PROJECT C-16-84 PROVIDE HIGH EFFICIENCY LIGHTING VARIOUS BUILDINGS (ETAP) BLDG 1784-1788 EXT. LIG. RENOVATION PLAN NAVFAC DRAWING NO. 74-74-746 CONSTR CONTR NO. N62471-87-C-2443
APPROVED DATE 4/1/88 FOR COMMANDER NAVFAC	SIZE CODE IDENT NO. D 80091 SCALES NOTES SPEC 14-87-2443 SHEET 17 OF 20

CR No. 00663

7474747

(ETAP) BLDG. 1784-1789
18 of 20

REVISIONS				
LTR	DESCRIPTION	PREP'D BY	DATE	APPROVED

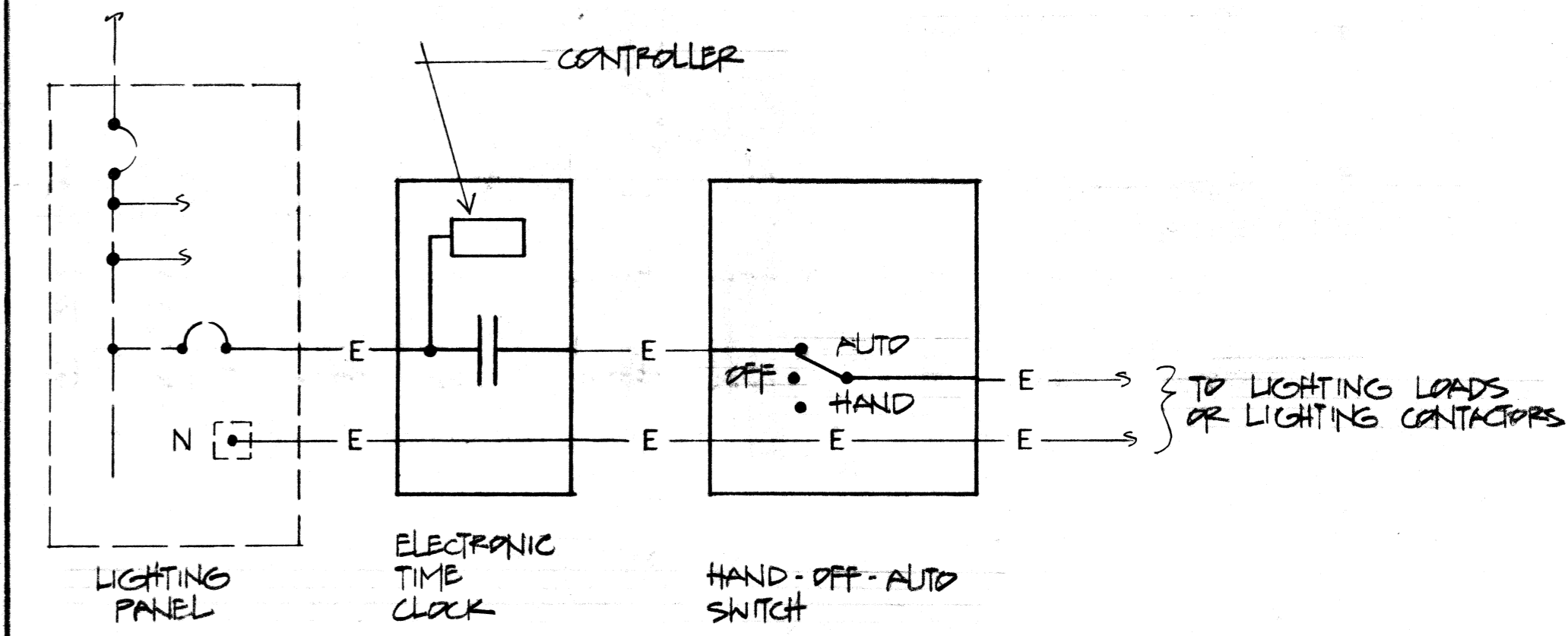


① (TYP. OF 33 ON SECOND FLOORS,
SIMILAR FOR THIRD FLOORS)

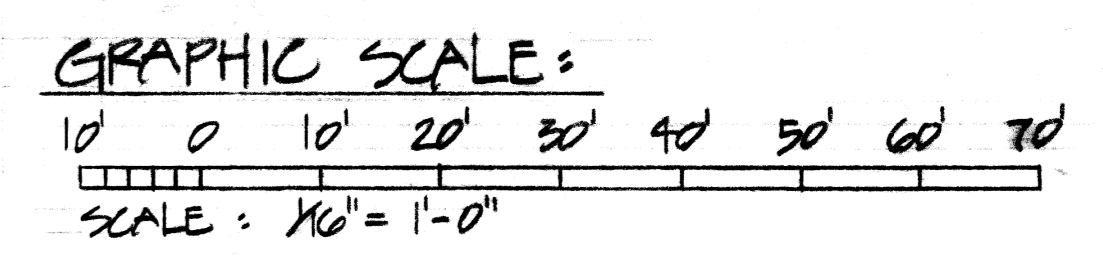
① SECOND FLOOR EXTERIOR LIGHTING RENOVATION PLAN
(THIRD FLOOR SIMILAR)
SCALE: 1/16" = 1'-0"

NOTES:

- ① REMOVE EXISTING INCANDESCENT FIXTURE. PROVIDE NEW TYPE R FLUORESCENT FIXTURE.




TYPICAL NIGHT LIGHT CONTROL DIAGRAM
NO SCALE



The Contractor will be responsible for coordinating the work among the various trades as necessary to avoid conflicts and to insure the installation of all work within the available space.

IF SHEET IS LESS THAN (22" X 34") IT IS A REDUCED PRINT - SCALE REDUCED ACCORDINGLY



PLANNING, ENGINEERING & RESEARCH 128 S SCHOOL ST. HON, HI. DES: DY DR CK CHK: SM SUPV: SM ICH ENG: SM SUBMITTED BY: S. MATOSO TMR: BB FIRM MEMBER (TITLE): VP	DEPARTMENT OF THE NAVY NAVAL FACILITIES ENGINEERING COMMAND PUBLIC WORKS CENTER PEARL HARBOR, HAWAII BARBERS POINT, HAWAII SPECIAL PROJECT C-16-84 PROVIDE HIGH EFFICIENCY LIGHTING VARIOUS BUILDINGS (ETAP) BLDG 1784-1789 EXT. LIT. RENOVATION PLAN
APPROVED PER ENDORSEMENT TO PNC CODE 420 MEMO OF 13 NOV. 87 APPROVED: JERRY LUD DATE: 13 DEC 87 TITLE: ELEC. ENGR.	APPROVED: [Signature] DATE: 4/11/88 FOR COMMANDER NAVFAC
SIZE: D CODE: 80091 IDENT NO: 7474747 CONSTA CONTR NO: N62471-BT-C-2493 SCALE: AS NOTED SPEC 14-BT-2493 SHEET 18 OF 20	NAVFAC DRAWING NO: 7474747 SHEET 18 OF 20

CR NO. 00863